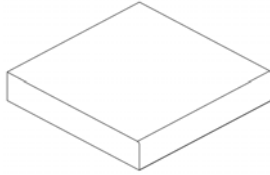
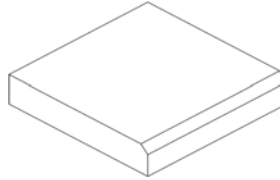




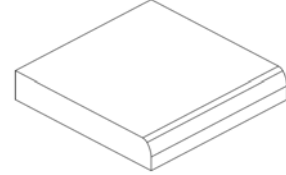
EDGE 1



EDGE 2

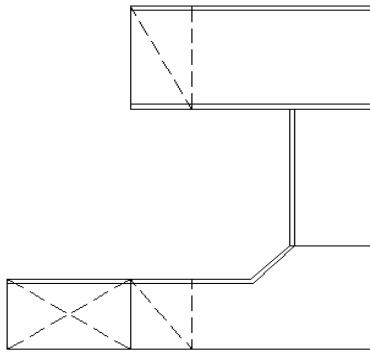


EDGE 3



EDGE APPLICATION

STANDARD



Desks have profiles on front and back edges, sides are flush
 All Returns, Bridges, Bridge Tops and Credenzas have profile on the front edge and are flush on sides and back edges.

OPTIONS



SE D7236LBRB4 Plan view
 4 side edge profiles are by request only. Option upcharge 5%



SE KCR7824MLBRF4 Plan view
 4 side edge profiles on credenza. Option upcharge 5%

For Grommet information, see page **10**.

PULLS

SE PULL 1



STAINLESS STEEL FINISH

SE PULL 2A



CHROME MATT FINISH

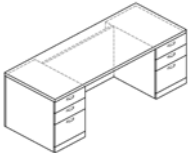
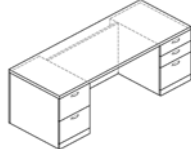
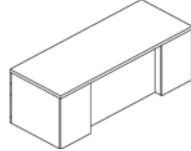
SE PULL 4B

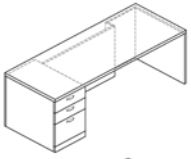
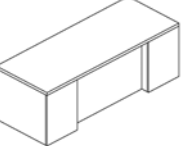


CHROME POLISHED FINISH

SEVON



DESCRIPTION	MODEL	STANDARD VENEER	WIDTH	DEPTH	HEIGHT	KNEESPACE	WEIGHT	CUBIC FEET
Double Pedestal Desk with 4" recessed modesty panel	SE D6630LBRB *	3407	66	30	30	30	236	44
	SE D6630LFRB **							
	SE D6630LBRF							
* 	SE D7236LBRB	3517	72	36	30	36	248	48
	SE D7236LFRB							
	SE D7236LBRF							
*  	SE D7836LBRB	3632	78	36	30	42	260	52
	SE D7836LFRB							
	SE D7836LBRF							

Single Pedestal Desk with 4" recessed modesty panel	SE S6630LORB	2823	66	30	30	30	236	44
	SE S6630LBR0							
	SE S7236LORB	2933	72	36	30	36	248	48
*  	SE S7236LBR0							
	SE S7836LORB	3048	78	36	30	42	248	48
	SE S7836LBR0							

NOTE

STANDARD FINISHES

For a complete list of standard wood finishes please refer to general information

Code Description

B box / box / file pedestal
F file / file pedestal
L left pedestal position
R right pedestal position

Dimensions are in inches and are approximate.

Contact Customer Service if dimensions are critical.

* Indicates model illustrated by line drawing

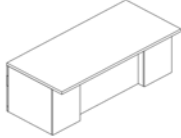
SEVON



DESCRIPTION	MODEL	LIST PRICE	WIDTH	DEPTH	HEIGHT	KNEESPACE	WEIGHT	CUBIC FEET
-------------	-------	------------	-------	-------	--------	-----------	--------	------------

Overhang Option Upcharge

with 10" recessed modesty panel

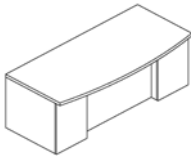


473

The overhang top option is available on all the desk sizes listed above. 6" will be added to the overall depth. Please add "H" to the model number of the desk and add the upcharge shown. Example : SE DH6630_____

Bow Front Option Upcharge

with 10" recessed modesty panel

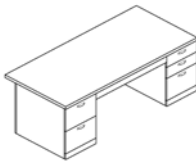


509

The bow front option is available on all the desk sizes listed above. Please add "B" to the model number of the desk and add the upcharge shown. Example : SE BD6630_____

Center Pencil Drawer Option Upcharge

488



The center pencil drawer option is available on all the desk sizes listed above. Please add "C" to the model number of the desk and add the upcharge shown. Example : SE DH6636__C__

NOTE

STANDARD FINISHES

For a complete list of standard wood finishes please refer to general information

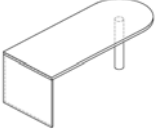
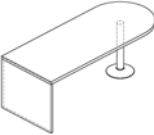
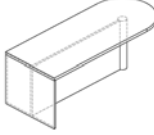

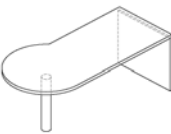
Dimensions are in inches and are approximate.

Contact Customer Service if dimensions are critical.

* Indicates model illustrated by line drawing

SEVON



DESCRIPTION	MODEL	STANDARD VENEER	WIDTH	DEPTH	HEIGHT	KNEESPACE	WEIGHT	CUBIC FEET
"D" Top Desk with wood leg *not a stand alone product 	SE DT6630W	1783	66	30	30	47	120	37
	SE DT7230W	1896	72	30	30	53	132	40
	SE DT7830W	2010	78	30	30	59	140	47
"D" Top Desk with plate tube metal base *not a stand alone product 	SE DT6630PL	1783	66	30	30	47	120	37
	SE DT7230PL	1896	72	30	30	53	132	40
	SE DT7830PL	2010	78	30	30	59	140	47
"D" Desk with wood leg and full modesty *not a stand alone product 	SE DT6636MW	2138	66	30	30	47	144	44
	SE DT7236MW	2251	72	30	30	53	232	45
	SE DT7836MW	2365	78	30	30	59	257	50
Left "P" Top Desk with wood leg *not a stand alone product 	SE PT6636LW	2065	66	30/36	30	47	144	44
	SE PT7236LW	2178	72	30/36	30	53	232	45
	SE PT7836LW	2292	78	30/36	30	59	257	50
Right "P" Top Desk with wood leg *not a stand alone product 	SE PT6636RW	2065	66	30/36	30	47	144	44
	SE PT7236RW	2178	72	30/36	30	53	232	45
	SE PT7836RW	2292	78	30/36	30	59	257	50

NOTE

STANDARD FINISHES

For a complete list of standard wood finishes please refer to general information

* Indicates model illustrated by line drawing

Code Description

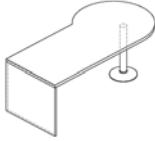
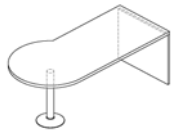
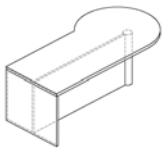
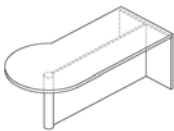
- M** full height modesty panel
- W** round wood leg
- PL** plate tube metal base
- L** left panel position
- R** right panel position

Dimensions are in inches and are approximate.

Contact Customer Service if dimensions are critical.

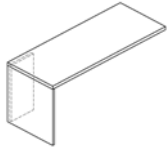
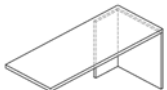
SEVON



DESCRIPTION	MODEL	STANDARD VENEER	WIDTH	DEPTH	HEIGHT	KNEESPACE	WEIGHT	CUBIC FEET
Left "P" Top Desk with plate tube metal base *not a stand alone product 	SE PT6636LPL	2065	66	30/36	30	47	144	44
	SE PT7236LPL	2178	72	30/36	30	53	232	45
	SE PT7836LPL	2292	78	30/36	30	59	257	50
Right "P" Top Desk with plate tube metal base *not a stand alone product 	SE PT6636RPL	2065	66	30/36	30	47	144	44
	SE PT7236RPL	2178	72	30/36	30	53	232	45
	SE PT7836RPL	2292	78	30/36	30	59	257	50
Left "P" Desk with wood leg and full modesty *not a stand alone product 	SE PT6636MLW	2419	66	30/36	30	47	144	44
	SE PT7236MLW	2532	72	30/36	30	53	232	45
	SE PT7836MLW	2646	78	30/36	30	59	257	50
Right "P" Desk with wood leg and full modesty *not a stand alone product 	SE PT6636MRW	2419	66	30/36	30	47	144	44
	SE PT7236MRW	2532	72	30/36	30	53	232	45
	SE PT7836MRW	2646	78	30/36	30	59	257	50
NOTE								
STANDARD FINISHES For a complete list of standard wood finishes please refer to general information	Code Description M full height modesty panel W round wood leg PL plate tube metal base L left panel position R right panel position	Dimensions are in inches and are approximate. Contact Customer Service if dimensions are critical.						
* Indicates model illustrated by line drawing								

SEVON



DESCRIPTION	MODEL	STANDARD VENEER	WIDTH	DEPTH	HEIGHT	KNEESPACE	WEIGHT	CUBIC FEET
Return Shell	SE R6620L *	1257	66	20	30	65	104	28
	SE R6620R **							
*	SE R6624L	1333	66	24	30	65	112	28
	SE R6624R							
	SE R7220L	1434	72	20	30	71	112	30
	SE R7220R							
	SE R7224L	1509	72	24	30	71	120	30
	SE R7224R							
"D" Return with wood leg	SE DR6630W	1590	66	30	30	46	115	37
	SE DR7230W	1654	72	30	30	52	128	40
	SE DR7830W	1716	78	30	30	58	142	40
"D" Return with plate tube metal base	SE DR6630PL	1590	66	30	30	46	115	37
	SE DR7230PL	1654	72	30	30	52	128	40
	SE DR7830PL	1716	78	30	30	58	142	40
Left "P" Return with wood leg	SE PR6636LW	2001	66	30/36	30	56	160	48
	SE PR7236LW	2065	72	30/36	30	50	180	58
	SE PR7836LW	2127	78	30/36	30	56	180	58

NOTE

STANDARD FINISHES

For a complete list of standard wood finishes please refer to general information

Code Description

- W round wood leg
- L left panel position
- R right panel position

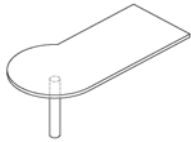
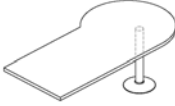
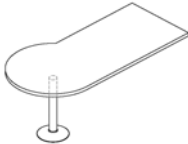
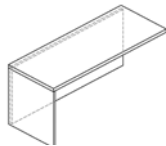
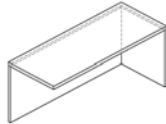
Dimensions are in inches and are approximate.

Contact Customer Service if dimensions are critical.

* Indicates model illustrated by line drawing

SEVON



DESCRIPTION	MODEL	STANDARD VENEER	WIDTH	DEPTH	HEIGHT	KNEESPACE	WEIGHT	CUBIC FEET
Right "P" Return with wood leg 	SE PR6636RW	2001	66	30/36	30	50	160	48
	SE PR7236RW	2065	72	30/36	30	50	180	58
	SE PR7836RW	2127	78	30/36	30	56	180	58
Left "P" Return with plate tube metal base 	SE PR6636LPL	2001	66	30/36	30	50	160	48
	SE PR7236LPL	2065	72	30/36	30	50	180	58
	SE PR7836LPL	2127	78	30/36	30	56	180	58
Right "P" Return with plate tube metal base 	SE PR6636RPL	2001	66	30/36	30	50	160	48
	SE PR7236RPL	2065	72	30/36	30	50	180	58
	SE PR7836RPL	2127	78	30/36	30	56	180	58
Return Shell with modesty panel  	SE R3624ML *	1106	36	24	30	23	88	18
	SE R3624MR **							
	* SE R4224ML	1189	42	24	30	41	98	21
	SE R4224MR							
	SE R4824ML	1282	48	24	30	47	108	24
	SE R4824MR							
	SE R5424ML	1383	54	24	30	53	118	27
SE R5424MR								
SE R6024ML	1488	60	24	30	59	120	30	
SE R6024MR								

NOTE

STANDARD FINISHES

For a complete list of standard wood finishes please refer to general information

Code Description

- PL plate tube metal base
- W round wood leg
- L left panel position
- R right panel position

Dimensions are in inches and are approximate.

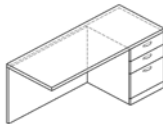
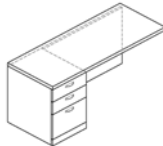
Contact Customer Service if dimensions are critical.

* Indicates model illustrated by line drawing

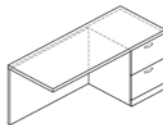
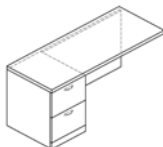
SEVON



DESCRIPTION	MODEL	STANDARD VENEER	WIDTH	DEPTH	HEIGHT	KNEESPACE	WEIGHT	CUBIC FEET
Executive Return with 18" B/B/F pedestal and modesty panel	SE R4220MLB *	1923	42	20	30	24	104	18
	SE R4220MRB **							
*	SE R4224MLB	2008	42	24	30	24	108	21
	SE R4224MRB							
	SE R4820MLB	1956	48	20	30	30	108	20
	SE R4820MRB							
	SE R4824MLB	2073	48	24	30	30	112	24
	SE R4824MRB							
	SE R6020MLB	2113	60	20	30	42	116	27
	SE R6020MRB							
	SE R6024MLB	2152	60	24	30	42	120	30
	SE R6024MRB							



Executive Return with 18" F/F pedestal and modesty panel	SE R4220MLF *	1923	42	20	30	24	104	18
	SE R4220MRF **							
*	SE R4224MLF	2008	42	24	30	24	108	21
	SE R4224MRF							
	SE R4820MLF	1956	48	20	30	30	108	20
	SE R4820MRF							
	SE R4824MLF	2073	48	24	30	30	112	24
	SE R4824MRF							
	SE R6020MLF	2113	60	20	30	42	116	27
	SE R6020MRF							
	SE R6024MLF	2152	60	24	30	42	120	30
	SE R6024MRF							



NOTE

STANDARD FINISHES

For a complete list of standard wood finishes please refer to general information

Code Description

- B box / box / file pedestal
- F file / file pedestal
- L left pedestal position
- R right pedestal position
- M full modesty panel

Dimensions are in inches and are approximate.

Contact Customer Service if dimensions are critical.

* Indicates model illustrated by line drawing

SEVON



DESCRIPTION	MODEL	STANDARD VENEER	WIDTH	DEPTH	HEIGHT	KNEESPACE	WEIGHT	CUBIC FEET
Executive Return with 36" two drawer lateral file and modesty panel	SE R6620MLLT *	2540	66	20	30	30	160	25
	SE R6620MRLT **							
*	SE R6624MLLT	2628	66	24	30	30	168	30
	SE R6624MRLT							
	SE R7220MLLT	2641	72	20	30	36	184	30
	SE R7220MRLT							
	SE R7224MLLT	2717	72	24	30	36	188	35
	SE R7224MRLT							
Executive Bridge with modesty panel	SE B3620	630	36	20	30	36	59	7
	SE B3624	669	36	24	30	36	64	7
	SE B4220	702	42	20	30	42	67	8
	SE B4224	741	42	24	30	42	72	8
	SE B4820	781	48	20	30	48	78	9
	SE B4824	814	48	24	30	48	80	9
Executive Bridge Top	SE BT3620	472	36	20	30	36	15	6
	SE BT3624	512	36	24	30	36	16	6
	SE BT4220	531	42	20	30	42	20	7
	SE BT4224	571	42	24	30	42	24	8
	SE BT4820	578	48	20	30	48	29	9
	SE BT4824	624	48	24	30	48	36	9

NOTE

STANDARD FINISHES

For a complete list of standard wood finishes please refer to general information

Code Description

- LT lateral file
- L left pedestal position
- R right pedestal position
- M full modesty panel

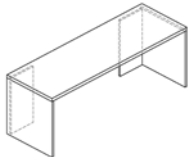
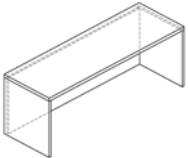
Dimensions are in inches and are approximate.

Contact Customer Service if dimensions are critical.

* Indicates model illustrated by line drawing

SEVON



DESCRIPTION	MODEL	STANDARD VENEER	WIDTH	DEPTH	HEIGHT	KNEESPACE	WEIGHT	CUBIC FEET
Credenza Shell 	SE CR6620	1382	66	20	30	64	96	27
	SE CR6624	1432	66	24	30	64	104	28
	SE CR7220	1483	72	20	30	70	104	30
	SE CR7224	1533	72	24	30	70	112	33
	SE CR7820	1584	78	20	30	76	112	35
	SE CR7824	1634	78	24	30	76	120	38
	SE CR8420	1689	84	20	30	82	128	40
	SE CR8424	1689	84	24	30	82	128	40
	SE CR9020	1755	90	20	30	88	136	40
	SE CR9024	1755	90	24	30	88	136	40
Credenza Shell with modesty panel 	SE CR6024M	1573	60	24	30	58	104	30
	SE CR6624M	1704	66	20	30	64	112	33
	SE CR7224M	1846	72	24	30	70	112	35
	SE CR7824M	1948	78	24	30	76	120	38
	SE CR8424M	2058	84	24	30	82	130	40
	SE CR9024M	2158	90	24	30	88	140	40

NOTE

STANDARD FINISHES

For a complete list of standard wood finishes please refer to general information

Code Description

M full modesty panel

Dimensions are in inches and are approximate.

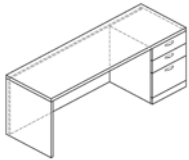
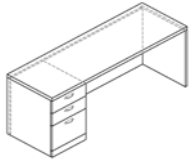
Contact Customer Service if dimensions are critical.

* Indicates model illustrated by line drawing

SEVON



DESCRIPTION	MODEL	STANDARD VENEER	WIDTH	DEPTH	HEIGHT	KNEESPACE	WEIGHT	CUBIC FEET
Single Pedestal Credenza with 18" BBF pedestal and modesty panel	SE CR6620MLB *	2433	66	20	30	47	136	28
	SE CR6620MRB **							
*	SE CR6624MLB	2509	66	24	30	47	144	30
	SE CR6624MRB							
	SE CR7220MLB	2585	72	20	30	53	152	32
	SE CR7220MRB							
	SE CR7224MLB	2661	72	24	30	53	160	35
	SE CR7224MRB							
	SE CR7820MLB	2736	78	20	30	59	168	37
	SE CR7820MRB							
	SE CR7824MLB	2812	78	24	30	59	176	39
	SE CR7824MRB							
	SE CR8424MLB	2890	84	24	30	65	184	41
	SE CR8424MRB							
	SE CR9024MLB	3043	90	24	30	71	188	43
	SE CR9024MRB							



NOTE

STANDARD FINISHES

For a complete list of standard wood finishes please refer to general information

Code Description

- B** box / box / file pedestal
- L** left pedestal position
- R** right pedestal position
- M** full modesty panel

Dimensions are in inches and are approximate.

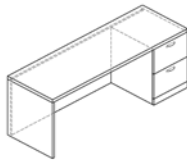
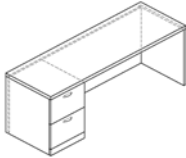
Contact Customer Service if dimensions are critical.

* Indicates model illustrated by line drawing

SEVON



DESCRIPTION	MODEL	STANDARD VENEER	WIDTH	DEPTH	HEIGHT	KNEESPACE	WEIGHT	CUBIC FEET
Single Pedestal Credenza with 18" F/F pedestal and modesty panel	SE CR6620MLF *	2433	66	20	30	47	136	28
	SE CR6620MRF **							
*	SE CR6624MLF	2509	66	24	30	47	144	30
	SE CR6624MRF							
	SE CR7220MLF	2585	72	20	30	53	152	32
	SE CR7220MRF							
	SE CR7224MLF	2661	72	24	30	53	160	35
	SE CR7224MRF							
	SE CR7820MLF	2736	78	20	30	59	168	37
	SE CR7820MRF							
	SE CR7824MLF	2812	78	24	30	59	176	39
	SE CR7824MRF							
	SE CR8424MLF	2948	84	24	30	65	182	41
	SE CR8424MRF							
	SE CR9024MLF	3086	90	24	30	71	186	43
	SE CR9024MRF							



NOTE

STANDARD FINISHES

For a complete list of standard wood finishes please refer to general information

Code Description

- F file / file pedestal
- L left pedestal position
- R right pedestal position
- M full modesty panel

Dimensions are in inches and are approximate.

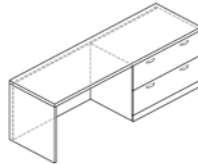
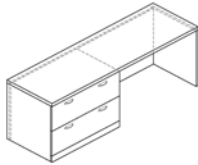
Contact Customer Service if dimensions are critical.

* Indicates model illustrated by line drawing

SEVON



DESCRIPTION	MODEL	STANDARD VENEER	WIDTH	DEPTH	HEIGHT	KNEESPACE	WEIGHT	CUBIC FEET
Single Pedestal Credenza with 36" two drawer lateral file and modesty panel	SE CR6620MLLT *	2814	66	20	30	29	216	28
	SE CR6620MRLT **							
*	SE CR6624MLLT	2890	66	24	30	29	224	33
	SE CR6624MRLT							
	SE CR7220MLLT	2966	72	20	30	35	232	30
	SE CR7220MRLT							
	SE CR7224MLLT	3042	72	24	30	35	240	32
	SE CR7224MRLT							
	SE CR7820MLLT	3117	78	20	30	41	240	35
	SE CR7820MRLT							
	SE CR7824MLLT	3193	78	24	30	41	256	38
	SE CR7824MRLT							
	SE CR8424MLLT	4748	84	24	30	41	269	41
	SE CR8424MRLT							
	SE CR9024MLLT	3469	90	24	30	41	274	43
	SE CR9024MRLT							



NOTE

STANDARD FINISHES

For a complete list of standard wood finishes please refer to general information

Code Description

- LT lateral file
- L left pedestal position
- R right pedestal position
- M full modesty panel

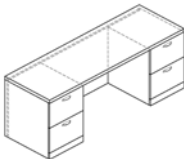
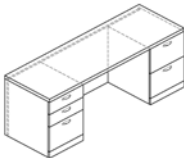
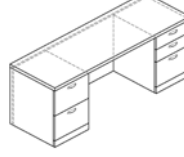
Dimensions are in inches and are approximate.

Contact Customer Service if dimensions are critical.

* Indicates model illustrated by line drawing

SEVON



DESCRIPTION	MODEL	STANDARD VENEER	WIDTH	DEPTH	HEIGHT	KNEESPACE	WEIGHT	CUBIC FEET
Kneespace Credenza with two 18" pedestal	SE KCR6620MLFRF *	3255	66	20	30	28	210	26
	SE KCR6620MLBRF **							
	SE KCR6620MLFRB ***							
* 	SE KCR6624MLFRF	3316	66	24	30	28	230	29
	SE KCR6624MLBRF							
	SE KCR6624MLFRB							
** 	SE KCR7220MLFRF	3356	72	20	30	34	235	31
	SE KCR7220MLBRF							
	SE KCR7220MLFRB							
*** 	SE KCR7224MLFRF	3356	72	24	30	34	255	33
	SE KCR7224MLBRF							
	SE KCR7224MLFRB							
	SE KCR7820MLFRF	3432	78	20	30	40	236	35
	SE KCR7820MLBRF							
	SE KCR7820MLFRB							
	SE KCR7824MLFRF	3432	78	24	30	40	240	38
	SE KCR7824MLBRF							
	SE KCR7824MLFRB							

NOTE

STANDARD FINISHES

For a complete list of standard wood finishes please refer to general information

* Indicates model illustrated by line drawing

Code Description

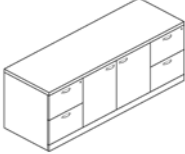
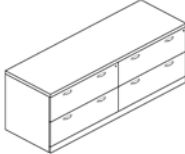
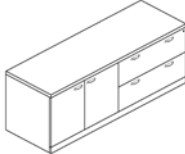

- B box / box / file pedestal
- F file / file pedestal
- L left pedestal position
- R right pedestal position
- M full modesty panel

Dimensions are in inches and are approximate.

Contact Customer Service if dimensions are critical.

SEVON



DESCRIPTION	MODEL	STANDARD VENEER	WIDTH	DEPTH	HEIGHT	WEIGHT	CUBIC FEE
Closed Storage Credenza with two F/F pedestal two door cabinet with one adjustable shelf 	SE CR6620FBCF	3766	66	20	30	242	30
	SE CR6624FBCF	3842	66	24	30	256	35
	SE CR7220FBCF	3918	72	20	30	256	35
	SE CR7224FBCF	3993	72	24	30	271	38
	SE CR7820FBCF	4069	78	20	30	271	38
	SE CR7824FBCF	4145	78	24	30	275	41
Lateral File Credenza with two, 2 drawer lateral files 	SE CR7220LTLT	3662	72	20	30	256	35
	SE CR7224LTLT	3737	72	24	30	271	38
	SE CR7820LTLT	3813	78	20	30	271	38
	SE CR7824LTLT	3889	78	24	30	275	41
Lateral/Cabinet Credenza with cabinet and 2 drawer lateral file *  ** 	SE CR7220LBCRLT *	3137	72	20	30	256	35
	SE CR7220LLTRBC **						
	SE CR7224LBCRLT	3212	72	24	30	271	38
	SE CR7224LLTRBC						
	SE CR7820LBCRLT	3288	78	20	30	271	38
	SE CR7820LLTRBC						
	SE CR7824LBCRLT	3364	78	24	30	275	41
	SE CR7824LLTRBC						

NOTE

STANDARD FINISHES

For a complete list of standard wood finishes please refer to general information

Code Description

B box / box / file pedestal
 F file / file pedestal
 BC bookcase
 LT lateral file

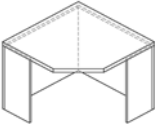
Dimensions are in inches and are approximate.

Contact Customer Service if dimensions are critical.

* Indicates model illustrated by line drawing

SEVON



DESCRIPTION	MODEL	STANDARD VENEER	WIDTH	DEPTH	HEIGHT	KNEESPACE	WEIGHT	CUBIC FEET
Executive Corner Stand 	SE LC3636	1267	36	36	30	22	106	27
	SE LC4242	1411	42	42	30	25	131	36
Corner Credenza with 18" B/B/F pedestal and modesty panel *	SE LC7236MLB *	3084	72	20/36	30	41	184	43
	SE LC7236MRB **							
**	SE LC7242MLB	3159	72	24/42	30	41	192	48
	SE LC7242MRB							
*	SE LC7836MLB	3235	78	20/36	30	47	200	52
	SE LC7836MRB							
**	SE LC7842MLB	3311	78	24/42	30	47	208	60
	SE LC7842MRB							
Corner Credenza with 18" F/F pedestal and modesty panel *	SE LC7236MLF *	3084	72	20/36	30	41	184	43
	SE LC7236MRF **							
**	SE LC7242MLF	3159	72	24/42	30	41	192	48
	SE LC7242MRF							
*	SE LC7836MLF	3235	78	20/36	30	47	200	52
	SE LC7836MRF							
**	SE LC7842MLF	3311	78	24/42	30	47	208	60
	SE LC7842MRF							
Corner Credenza with 36" two drawer lateral file *	SE LC7836MLLT *	3735	78	20/36	30	22	232	52
	SE LC7836MRLT							
*	SE LC7842MLLT	3811	78	24/42	30	25	240	60
	SE LC7842MRLT							

NOTE

STANDARD FINISHES

For a complete list of standard wood finishes please refer to general information

* Indicates model illustrated by line drawing

Code Description




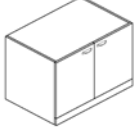

- B box / box / file pedestal
- F file / file pedestal
- M full modesty panel
- BC bookcase
- LT lateral file

Dimensions are in inches and are approximate.

Contact Customer Service if dimensions are critical.

SEVON



DESCRIPTION	MODEL	STANDARD VENEER	WIDTH	DEPTH	HEIGHT	WEIGHT	CUBIC FEET
Modular Pedestal B/B/F pedestal without top 	SE MP1819B	1437	18	19	28.5	110	9
	SE MP1823B	1513	18	23	28.5	110	9
Modular Pedestal F/F pedestal without top 	SE MP1819F	1356	18	19	28.5	110	9
	SE MP1823F	1382	18	23	28.5	110	9
Modular Lateral File Pedestal without top 	SE MP3019LT	1831	30	19	28.5	120	10
	SE MP3023LT	1831	30	23	28.5	140	12
	SE MP3619LT	1932	36	19	28.5	140	12
	SE MP3623LT	1932	36	23	28.5	140	12
Modular Cabinet Pedestal without top with one adjustable shelf 	SE MP3019BC	1306	30	19	28.5	120	10
	SE MP3023BC	1306	30	23	28.5	140	12
	SE MP3619BC	1382	36	19	28.5	140	12
	SE MP3623BC	1382	36	23	28.5	140	12
Mobile Pedestal with lock and castors pencil drawer / box / file 	SE M1819B	1477	18	19	26.5	110	10

NOTE

STANDARD FINISHES

For a complete list of standard wood finishes please refer to general information

Code Description

F file / file pedestal
 M full modesty panel
 LT lateral file

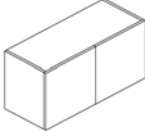
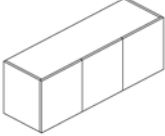
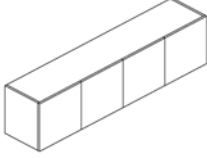
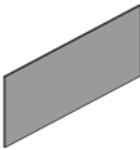
Dimensions are in inches and are approximate.

Contact Customer Service if dimensions are critical.

* Indicates model illustrated by line drawing

SEVON



DESCRIPTION	MODEL	STANDARD VENEER	WIDTH	DEPTH	HEIGHT	WEIGHT	CUBIC FEET
Wall Hung Cabinet 2 doors and 1 down light 	SE W361519D	1411	36	15	19.5	65	6
Wall Hung Cabinet 3 doors and 1 down light 	SE W421519D	1489	42	15	19.5	95	8
	SE W481519D	1542	48	15	19.5	95	8
Wall Hung Cabinet 4 doors and 2 down lights 	SE W601519D	1906	60	15	19.5	99	12
	SE W661519D	2001	66	15	19.5	99	12
	SE W721519D	2102	72	15	19.5	110	13
	SE W781519D	2178	78	15	19.5	117	25
Wall Mount Tackboard 				FABRIC GRADES		yardage	
				1	2		
	SE 36" WTD	64	324.8	448	1.25		
	SE 42" WTD	77	457.8	625.8	1.5		
	SE 48" WTD	83	532	730.8	1.75		
	SE 60" WTD	89	586.6	805	2.25		
	SE 66" WTD	108	652.4	893.2	2.5		
	SE 72" WTD	114	718.2	984.2	2.75		
SE 78" WTD	118	784	1073.8	2.5			

NOTE

STANDARD FINISHES

For a complete list of standard wood finishes please refer to general information

Code Description

D down light

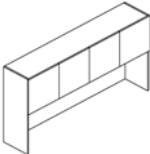
Dimensions are in inches and are approximate.

Contact Customer Service if dimensions are critical.

* Indicates model illustrated by line drawing

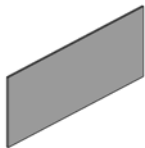
SEVON



DESCRIPTION	MODEL	STANDARD VENEER	WIDTH	DEPTH	HEIGHT	WEIGHT	CUBIC FEET	
Credenza Hutch 4 doors, 2 down lights and tackboard 	SE H601542D	2968	60	15	42	23	120	25
	SE H661542D	3069	66	15	42	23	126	27
	SE H721542D	3170	72	15	42	23	135	29
	SE H781542D	3271	78	15	42	23	146	32
	SE H841542D	3271	84	15	42	23	157	35
	SE H901542D	3271	90	15	42	23	168	38

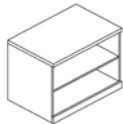
*ALL ABOVE HUTCHES INCLUDE A TACKBOARD IN GRADE 1 FABRIC.

Tackboard upcharges for COM fabric and Grade 2 fabric



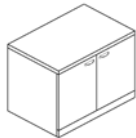
	COM	GRADE 2	yardage
SE 60" HTD	98	488	2.25
SE 66" HTD	104	547	2.5
SE 72" HTD	110	547	2.75
SE 78" HTD	117	608	3
SE 84" HTD	122.85	670	3.25
SE 90" HTD	130.2	730	3.5

Desk Height Open Shelf Unit
with one adjustable shelf



SE OS361530	1241	36	15	30	90	14
-------------	------	----	----	----	----	----

Desk Height Bookcase
two doors with one adjustable shelf



SE BC302030	1542	30	20	30	94	13
SE BC302430	1542	30	24	30	94	13
SE BC362030	1643	36	20	30	120	15
SE BC362430	1643	36	24	30	120	15

NOTE

STANDARD FINISHES

For a complete list of standard wood finishes please refer to general information

Code Description

D down light
HTD hutch tackboard


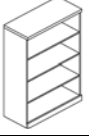

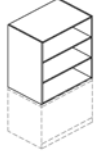
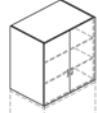
Dimensions are in inches and are approximate.

Contact Customer Service if dimensions are critical.

* Indicates model illustrated by line drawing

SEVON



DESCRIPTION	MODEL	STANDARD VENEER	WIDTH	DEPTH	HEIGHT	WEIGHT	CUBIC FEET
Desk Height Lateral Files two drawer lateral file 	SE LT302030	2145	30	20	30	150	14
	SE LT302430	2145	30	24	30	150	14
	SE LT362030	2259	36	20	30	152	15
	SE LT362430	2259	36	24	30	152	15
Open Shelf Unit with three adjustable shelves 	SE OS301557	1646	30	15	57	114	18
	SE OS361557	1685	36	15	57	133	22
Lateral Files Unit four drawer lateral file 	SE LT302057	3812	30	20	57	245	28
	SE LT302457	3812	30	24	57	245	28
	SE LT362057	3913	36	20	57	270	33
	SE LT362457	3913	36	24	57	270	33
Upper Open Shelf Unit two adjustable shelves to sit on desk height cabinet 	SE US302042	1189	30	20	42	90	15
	SE US302442	1189	30	24	42	90	15
	SE US362042	1289	36	20	42	110	17
	SE US362442	1289	36	24	42	110	17
Upper Bookcase Unit two adjustable shelves to sit on desk height cabinet 	SE UB302042	1615	30	20	42	130	21
	SE UB302442	1615	30	24	42	130	21
	SE UB362042	1729	36	20	42	150	25
	SE UB362442	1729	36	24	42	150	25

NOTE

STANDARD FINISHES

For a complete list of standard wood finishes please refer to general information







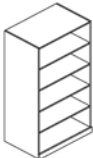
Dimensions are in inches and are approximate.

Contact Customer Service if dimensions are critical.

* Indicates model illustrated by line drawing

SEVON



DESCRIPTION	MODEL	STANDARD VENEER	WIDTH	DEPTH	HEIGHT	WEIGHT	CUBIC FEET
Single Door Storage Unit upper with 2 adjustable shelves bottom file / file drawer * 	SE 6H1820LUBCBF *	3164	18	20	72	180	18
	SE 6H1820RUBCBF						
* 	SE 6H1824LUBCBF *	3164	18	24	72	180	18
	SE 6H1824RUBCBF						
Single Door Storage Unit upper with one coat rod bottom file / file drawer * 	SE 6H1824LUWBF *	3038	18	24	72	180	18
	SE 6H1824RUWBF						
Single Door Storage Cabinet 1 fixed shelf, 3 adjustable shelves * 	SE 6H1820LBC *	2342	18	20	72	180	18
	SE 6H1820RBC						
* 	SE 6H1824LBC *	2342	18	24	72	180	18
	SE 6H1824RBC						
Single Door WAT Cabinet with one coat rod and 1 fixed shelf * 	SE 6SW1824L *	2270	18	24	72	180	18
	SE 6SW1824R						
Open Shelf Unit 1 fixed shelf, 3 adjustable shelves * 	SE OS301572	2170	30	15	72	160/28	27
	SE OS361572	2423	36	15	72	168/33	33

NOTE

STANDARD FINISHES

For a complete list of standard wood finishes please refer to general information

* Indicates model illustrated by line drawing

Code Description


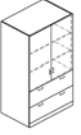


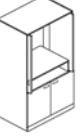
- F file / file pedestal
- W shelf & 1 cloth rail
- U upper unit
- B bottom unit
- L left hinge door
- R right hinge door
- BC bookcase

Dimensions are in inches and are approximate.

Contact Customer Service if dimensions are critical.

SEVON



DESCRIPTION	MODEL	STANDARD VENEER	WIDTH	DEPTH	HEIGHT	WEIGHT	CUBIC FEET
High Storage Unit upper 2 adjustable shelves bottom lateral file 	SE 6H3020USBLT	3334	30	20	72	180	33
	SE 6H3024USBLT	3334	30	24	72	180	33
	SE 6H3620USBLT	3455	36	20	72	188	40
	SE 6H3624USBLT	3455	36	24	72	188	40
High Storage Unit upper bookcase w/ 2 adjustable shelves bottom lateral file 	SE 6H3020UBCBLT	3760	30	20	72	192	33
	SE 6H3024UBCBLT	3760	30	24	72	192	33
	SE 6H3620UBCBLT	3861	36	20	72	200	40
	SE 6H3624UBCBLT	3861	36	24	72	200	40
High Storage Unit upper bookcase, bottom lateral file 	SE 6H3020UBCBLT4	4359	30	20	72	192	33
	SE 6H3024UBCBLT4	4359	30	24	72	192	33
	SE 6H3620UBCBLT4	4499	36	20	72	200	40
	SE 6H3624UBCBLT4	4499	36	24	72	200	40
Double Door WAT Cabinet 1 fixed shelf, 3 adjustable shelves on left side 1 coat rod & 1 fixed shelf on right side * 	SE 6DW3024LC	3576	30	24	72	180	33
	SE 6DW3624RC *	3576	36	24	72	188	40
Video Cabinet two top pocket doors two bottom doors and one adjustable shelf 	SE AV3624BCBC	4146	36	24	72	295	41
NOTE STANDARD FINISHES For a complete list of standard wood finishes please refer to general information		Code Description B bottom unit L left hinge door R right hinge door W shelf & 1 cloth rail U upper unit LT lateral file BC bookcase	Dimensions are in inches and are approximate. Contact Customer Service if dimensions are critical.				