



**TABLE OF CONTENTS**

General Information	02
Lounge Seating	12
Guest Seating	22
Tables	23

**TERMS AND CONDITIONS**

Net 60 days, any and all sales taxes are additional. Possession of this price list does not constitute an offer to sell. Deposits may be required on any order, they are mandatory for new accounts. Past due accounts will be subject to a finance charge of 2% per month.

All prices are list in U.S. dollars and are only applicable to products purchased within the 48 continental United States.

DECCA reserves the right to discontinue designs, or to change designs, construction, prices, or materials without notice.

**ACKNOWLEDGEMENTS**

All orders will be acknowledged via fax or e-mail. The acknowledgement is the final agreement between DECCA and the customer, superseding all previous communications regarding the purchase order. It is the purchaser's responsibility to check acknowledgements for accuracy, DECCA must be advised of any discrepancies within 72 business hours of the receipt of the acknowledgement.

**FREIGHT POLICY**

All orders in excess of \$15000 list will be shipped F.O.B. Hong Kong, freight paid to destination. Any and all orders of less than \$15000 list will incur a \$295 charge. Any additional charges for customer requested split shipments will be borne by the customer. This policy applies to the 48 contiguous United States only. For shipping charges to other locations, please contact Customer Service. There will be a charge for date or time-specific delivery. Storage charges will be applied for failure to receive truck or rail deliveries when advance notice of the delivery has been provided.

**WARRANTY**

DECCA warrants the construction and the finish of all our products to be free from defects in materials and workmanship for a period of 10 years from the date of purchase. This warranty does not apply to components not manufactured by DECCA including textiles, which are subject to the specific warranties of those manufacturers. Casters or mechanical and electrical components have a warranty of two years from the date of purchase. The DECCA warranty does not apply to C.O.M. specified materials, or variation in wood finishes due to natural wood color variation. DECCA cannot be held responsible for variations in fabric dye lots from order to order. Repair or replacement of any defect covered by the DECCA warranty will be made at no charge to the original purchaser during the warranty period. This warranty policy does not apply to defects resulting from negligence, misuse, alteration, improper cleaning, stains or accidents or Acts of God. DECCA's judgment will be final in all matters concerning the condition of the furniture, the cause or nature of the defect, and the necessity or manner of repair. This warranty applies only to the original purchaser acquiring our products through authorized DECCA dealers, directly from DECCA, or from others specifically authorized to sell our products.

**CANCELLATION**

A cancellation can be made only by an express written agreement with DECCA. Cancellation fees of up to 25% may be incurred for restocking. There will be no cancellation of custom orders or orders that are in production.

**DIMENSIONS**

All price list dimensions are in inches and are approximate. Dimensions are subject to change without notice. If exact dimensions are required, please contact Customer Service.

**STORAGE CHARGES**

DECCA reserves the right to assess a storage charge if a customer does not accept shipment of an order within 3 days of the arrival date. Storage charges will be applied for failure to receive truck or rail deliveries when advance notice of the delivery has been provided.

**DAMAGED SHIPMENTS**

All DECCA products are fully inspected, protected with impact resistant packaging and then professionally loaded on to trucks or into containers at our warehouse. Do not refuse merchandise damaged in transit, as DECCA is not responsible for damage to goods which occur in transit or storage. It is the purchaser's responsibility to examine the goods upon receipt and to file any claims with the carrier. Any damage or shortage should be noted on the bill of lading. The delivering carrier may not accept responsibility for shortages or damages if signed for without notation of damages. Notification of concealed damage claims must be made to the delivering carrier within 3 days after delivery. As a part of the claim process, cartons must be available for inspection. Carrier liability ceases after 3 days and neither DECCA, nor the carrier, will be responsible for concealed damages if shipments are left unopened. DECCA is not responsible for the condition of product that is stored or installed in an environment where temperature and humidity are not properly controlled.

**REPAIR OR REPLACEMENT AUTHORIZATION**

Authorization must be obtained, from Decca, before incurring charges of any kind if DECCA is expected to pay repair or replacement charges. This includes authorization for field repairs and replacements or installation and delivery charges. DECCA reserves the right to have its representative inspect product related to any request for such authorizations, prior to that authorization being provided. Any approved repair or replacement charges are to be submitted to DECCA for payment, invoice deductions will not be accepted.

**RETURNS**

Merchandise cannot be returned without express written consent from DECCA. In the event of an authorized return, a restocking charge will apply. Return shipment charges must be prepaid by the purchaser. Unauthorized returns will not be accepted and will be returned freight collect. Merchandise being returned must be properly packaged in its original or comparable replacement packaging to ensure protection of the product during handling and transportation.

**CUSTOM CAPABILITIES**

A notable percentage of DECCA orders involve modified or custom products and we invite our customers to utilize our broad capabilities. These capabilities include:

- A) Dimension changes
- B) Custom finishes
- C) Specialty veneers
- D) Custom hardware
- E) Custom table bases
- F) Unique, one of a kind, products

Custom orders may require upcharges and additional production lead times, please contact [info@deccacontract.com](mailto:info@deccacontract.com) for more information.

**CUSTOM WOOD FINISHES**

A charge of \$1200 list per order will be required for stain to match. Orders with stain to match finishes will require a minimum 3" x 3" sample be submitted with the order. Production will not begin until the sample has been approved. Stain to match finishes may add additional lead time to production schedules. Customer approved samples must be received at least 4 weeks before the acknowledged ship date of the order.

A charge of 15% of list per item will be required for 2 standard finishes on the same item or \$1720 list minimum, whichever is greater.

**LIGHT FINISHES**

Light finishes do not hide or mask the natural characteristics of wood. Thus, the inherent natural variations and characteristics of the wood will vary from piece to piece when using light finish colors. Natural characteristics will include tree growth markings, discolorations and grain pattern inconsistencies. Decca is not responsible for natural variations.

**FINISH**

The Decca finishing process is a unique procedure that has been specifically designed for Decca. Each product goes through a 27-step process that is designed to provide an elegant aesthetic appearance and a high level of durability. The multiple sanding and oven drying procedures create a rich color and patina while the modified polyurethane topcoat protects the worksurfaces from daily wear and tear.

**WOOD CARE AND MAINTENANCE**

The finishing process used by DECCA ensures a durable finish on all our products. Dust only with a clean, dry cloth, going with the grain. Clean any marks with a damp cloth, using a small quantity of mild soap or detergent. Do not use any wax-based polish, petroleum based sprays or silicone. Do not place your furniture in a position of permanent exposure to direct sunlight.

Wood is a natural product with inherent color variations, the finishing process will never fully mitigate those variations. Please anticipate variation in colors within a single unit, or from piece to piece. DECCA wood finish samples will also exhibit variations. If a strict color match is required, a sample must be supplied with the order and an upcharge may apply. Exact color matches will not be possible.

**STANDARD FINISHES**

- #100 CLEAR MAPLE
- #101 HONEY MAPLE
- #102 IMPERIAL CHERRY
- #103 AMARETTO CHERRY
- #104 CHAMPAGNE CHERRY
- #105 LIGHT CHERRY
- #106 CHESTNUT CHERRY
- #107 AMERICAN CHERRY
- #108 CLARET CHERRY
- #109 CABERNET CHERRY
- #119 BEECH
- #120 IMPERIAL MAPLE
- #121 COFFEE
- #122 PRIMA VERA-PLAIN SLICED
- #125 FLAT CUT NON-FIGURED WALNUT

**PREMIUM VENEERS**

Available optional finishes

- #115 FIGURED ANIGRE
- #116 BIRDSEYE MAPLE
- #118 MAHOGANY
- #124 PRIMA VERA-FIGURED

**EXOTIC VENEERS**

- Avodire
- Bubinga
- Ebony
- Eucalyptus
- Highly Figured Anigre
- Pommele Sapele
- Sycamore
- Wenge
- Other Species Available*



**SEATING PRODUCT SPECIFICATIONS**

The following specifications relate to all Decca seating products. For further technical specifications please contact your sales representative or the factory.

All external wood parts used in the manufacturing of Decca Contract seating is of the highest grade maple or cherry unless otherwise specified. Wood, like other natural materials, is subject to variations in grain and coloration.

All standard Decca finishes are available on exposed wood parts. Please be advised that not all wood species accept stain in the same fashion. Decca Contract finishes are fully filled and top-coated with a modified polyurethane resulting in a finish that is heat, water and stain resistant.

**C.O.M. (CUSTOMERS OWN MATERIAL)**

The visual appearance or application limitations requires Decca Contract to preapprove certain C.O.M. fabrics. Materials that are particularly thick, or thin, or materials that have no backing may not be applicable. Fabrics with a high silk content may not be accepted.

Decca Contract reserves the right to reject any covering material which we determine to be inappropriate. Furthermore, Decca Contract shall not be held liable for tailoring details from the application of a C.O.M.

Please submit a 12"x12" sample prior to the actual shipment of the C.O.M. fabric. In addition, please include the item number and quantity of the product on to which the C.O.M. will be applied.

C.O.M.'s will be cut and applied at the discretion of the upholstery department, unless specific cutting instructions are included with the purchase order. All patterns must be identified as horizontal, or vertical, applications.

If COM/COL is of a type requiring choices of seam placement, face side, position of design or repeat; these instructions must be clearly stated on the original order.

When specifying more than one textile on seating items, such as contrasting fabrics, welts, and contrasting welts, additional yardage may be required due to fabric yield.

**COM FABRICS**

The following factors must be used when COM fabrics supplied are narrower than 54" and with horizontal pattern repeat.

Add these percentages to the COM yardage requirements shown for each model.

Fabric Width	Plain Fabric	2"-10" Repeat	11"-20" Repeat	21"-25" Repeat	26"-30" Repeat
54"	0%	10%	15%	20%	25%
51" - 52"	10%	20%	25%	30%	35%
48" - 50"	15%	30%	40%	45%	50%
45" - 47"	30%	45%	55%	60%	65%
36" - 44"	45%	55%	65%	75%	85%

**C.O.L. (CUSTOMERS OWN LEATHER)**

Leather requirements are indicated in square feet and are calculated for hides of 40 square feet and above. For hides of less than amount, please add 15% to the footage requirement. Decca Contract will not be responsible for the quality of hides received or the yield produced from each hide.

When submitting a COM/COL order, we require the following:

- 1. Fabric/leather description
- 2. Fabric/leather source
- 3. Fabric/leather color
- 4. A swatch of the covering
- 5. Special application instruction


All COM / COL's must be tagged with a Decca contract job number. Call customer service to get the job number(s).

**Decca Contract will not be held responsible for delays caused by incorrectly marked, or unidentified, material.**

**Production of seating orders will not commence until the C.O.M./C.O.L. has been received.**

**STANDARD VERTICAL APPLICATION**

The application of fabrics with stripes or patterns will be vertical unless otherwise noted on the purchase order.



On models with veneered exterior shells, this back section is also veneered.



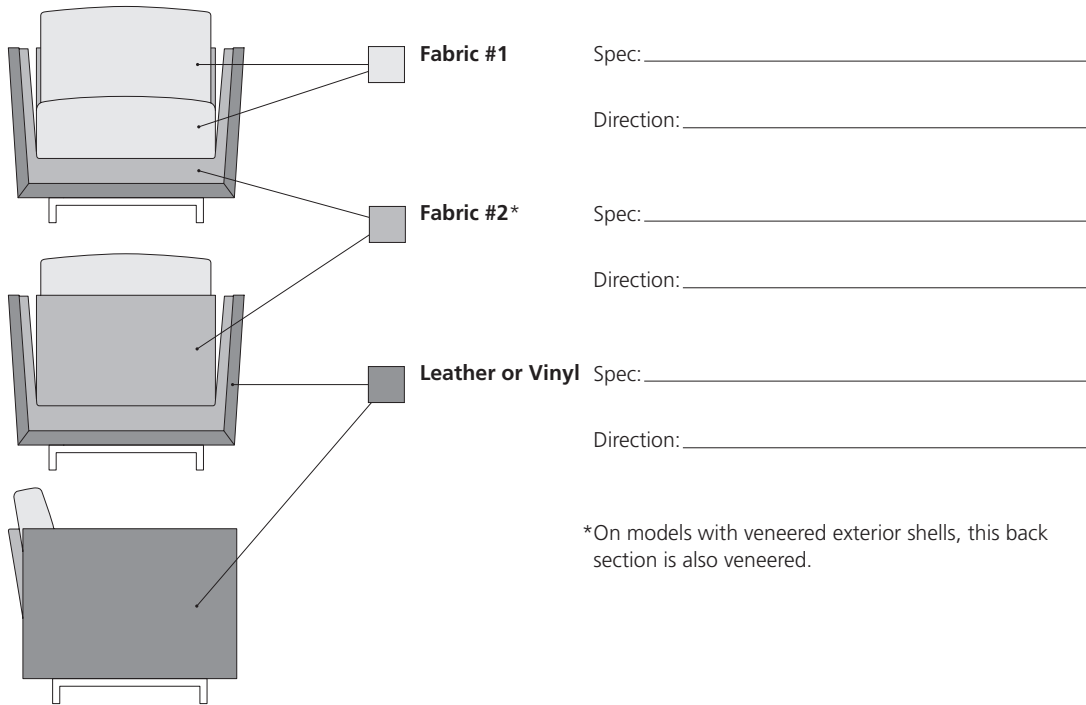
**MULTIPLE FABRIC & LEATHER COMBINATIONS**

Seating orders with multiple fabric and leather combinations are subject to the following NET upcharges:

- 1. Side or Lounge Chair – \$70 each
- 2. Two Seat Sofa – \$80 each
- 3. Three Seat Sofa – \$90 each

To ensure correct upholstery application, please submit the following diagram with your order indicating the fabric and leather specifications, direction and location.

**Special Code Compliance**



\*On models with veneered exterior shells, this back section is also veneered.

Unless otherwise specified, foam used in all Decca Contract seating products complies with the guidelines contained in California Technical Bulletin 117.

Please contact Customer Service if compliance is required for the following codes:

- BOSTON FIRE CODE
- CALIFORNIA TECHNICAL BULLETIN 133
- NEW YORK PORT AUTHORITY

Decca Contract cannot be held liable if the original purchase order does not indicate a requirement for California Technical Bulletin 133 compliance.

Shipping Address:  
 Decca Classic Upholstery  
 2009 Fulton Place  
 High Point  
 NC 27263 USA  
 P (336) 886-4191



**Maharam Upholstery Fabric**

To order samples, or to check stock, please visit [www.maharam.com](http://www.maharam.com) or call (800) 645-3943

**Grade 1**

Article	458600
Candid	463720
Consider	463850
Flicker	463730
Gradient	463880
Marquee	463890
Medium	463490
Messenger	458640
Milestone	403901
Order	463860
Pause by Kvadrat	461420
Petal	465310
Reverie	463740
Single	464200

**Grade 2**

AF24	462940
AF43	462900
AF79	462950
Beckon	463570
Before	464630
Beguile	464110
Boheme	458380
Defer	464250
Division	464540
Hush	459890
Lariat	440401
Ledger	463770
Measure	458460
Perhaps	458390
Setting	462520
Survey	464890
Verdant	463110
Whirl	463800

**Grade 3**

AF96	459670
Akimbo	464770
Align	464080
Alter	464880
Anecdote	458060
Arbor	464240
Beside	464020
Betwixt	458770
Blossom	464870
Bop	460002
Box	464790
Briar	463640
C210	459920
C220	459910
Calyx	463040
Cavort	464810
Chance	464010
Comment	462120
Contact	464140
Corner	464060
Crush	464780
Current	464730
Dash	462720
Decode	464800
Double Check	462080
Floret	464070
Fluctuate	464720
Hint	463750
Hop	462350
Intertwine	460080
Iota	462770
Kernel	464050
Kilter	458090
Lore	461480
Meridian	464710
Motive	458370
Occasion	458070
Panache	460660
Parlay	464150
Pipa	459490
Plexus	459500

**Maharam Upholstery Fabric**

To order samples, or to check stock, please visit [www.maharam.com](http://www.maharam.com) or call (800) 645-3943

**Grade 3 (cont'd)**

Pose	460310
Ranger	458690
Segment	462790
Shimmy	460650
Skate	462370
Squarely	464410
Stroll	464740
Sudden	463000
Swerve	462530
Symbol	463140
Teeter	458080
Token	461760
Trait	464830
Trinket	459150
Venn	464360
Verse	464030
Vignette	461750
Waterfront	461690
Wrought	464620
Yanagi	459510

**Grade 4**

Blitz by Kvadrat	462890
Boucle Stripe	464160
Canopy	463910
Dart	464040
Diagram	461440
Flora by Kvadrat	460750
Odalisque	459240
Perception	462740
Rivet	462400
Scene	464120
Scout	405601
Scuba	464930
Tinta by Kvadrat	460790
Tonica by Kvadrat	460850

**Grade 4 (cont'd)**

Tonus by Kvadrat	460800
Topas by Kvadrat	460860
Treat	464510
Undulating Stripe	462060
Upright	464680
Zen by Kvadrat	462880

**Grade 5**

Balustrade	463120
Chenille Cord	407808
Chenille Stitch	462050
Cipher	463010
Divina by Kvadrat	460730
Divina Melange by Kvadrat	460830
Double Triangles	459840
Elapse	461990
Figment	458590
Hallingdal by Kvadrat	460760
Level	462190
Magenta by Kvadrat	460770
Mega by Kvadrat	462040
Orissa	460340
Sequence	408401
Solace	704901
Suggestion	459140
Tundra by Kvadrat	460820
Wildwood	405401

**Grade 6**

Around	464420
Binary	464230
Blumen	462870
Checker	459830
Checker Split	460290
Chenille Stripe	459820
Chicago by Kvadrat	465270
China Shop	460610
Circles	458310
Coach Cloth	458950
Coda by Kvadrat	464480

**Maharam Upholstery Fabric**

To order samples, or to check stock, please visit  
www.maharam.com or call (800) 645-3943

**Grade 6 (cont'd)**

Crosspatch	458920
Dandy	463550
Dot Pattern	458300
Envelop	463620
Epingle Stripe	462390
Even	469850
Facets	459850
Fortis	403402
Geometri	459970
Glove by Kvadrat	460840
Groove	408501
Heaven Scent by Kvadrat	465070
Loop by Kvadrat	464350
Mikado	459330
Mix	464390
Names	462510
Optik	459960
Pavement	459740
Peep	464940
Pictogram	459280
Plural	463630
Prince by Kvadrat	465060
Princess by Kvadrat	465050
Quatrefoil	459340
Queue	464400
Radiant	462500
Repeat Classic Houndstooth	462180
Repeat Classic Stripe	462170
Repeat Dot Pixel	462140
Repeat Dot Ring	462150
Salon	458670
Satu by Kvadrat	461800
Sea Things	464590
Spring	460500
Tai	463790
Unisol	461160
Velvet Stitch	463970
Voyage	456801
Weimar	461980

**Grade 7**

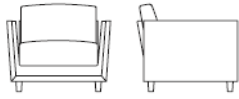
Aria	459950
Bespoke Stripe	463540
Design 7208	464220
Design 9297	465230
Gertrude	464530
Gradual	463950
Happy by Kvadrat	465080
Hobnail Wool	462690
Interpose	464380
Intricate	464960
Jacobs Coat	462270
Letters	462560
Millerstripe	462250
Oda by Kvadrat	465280
Orkelblume	463900
Stripes By Paul Smith	463980
Trapez	462550
Wicker	460360

**Grade 8**


Melange Tweed	461190
Mohair Supreme	451801
Ply Chenile Grid White/Black	465220
Ply Mesh Black/Frost	464990
Ply Mesh Black/Tan	465020
Ply Tweed Stripe Caramel/Tan	465010
Ply Tweed Stripe Scarlet/Frost	465000
Precisely	464610
The Story of My Life	464670

# ROTTET




DESCRIPTION	MODEL	FABRIC GRADES	STANDARD	PREMIUM	DIMENSIONS			WEIGHT	CUBIC FEET	UPHOLSTERY APPLICATION	YARDAGES	SQUARE FEET	
Lounge Chair <b>Quarter cut veneer on all exterior panels</b> Polished stainless steel base Upholstered loose back and seat cushion 	<b>LR LC300</b>	COM	2989	3587	OW	33	75	28	Interior shell plus back and seat/back cushions	7	126		
		COL	3438	4125	OD	31.5							
		GRADE 1	4797	5557	OH	30.5							
				GRADE 2	4995	5756	AH	24.75			Interior shell and back only	3.5	63
				GRADE 3	5607	6422	SW	25					
				GRADE 4	6307	7176	SD	23			back and seat cushions only	3.5	63
				GRADE 5	7324	8275	SH	17					
				GRADE 6	8511	9543							
						GRADE 7	9181	10214					
				GRADE 8	9985	11018							

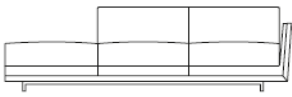
---

Two Seater Sofa <b>Quarter cut veneer on all exterior panels</b> Polished stainless steel base Upholstered loose back and seat cushion 	<b>LR LL400</b>	COM	3919	4703	OW	74.75	106	65	Interior shell plus back and seat/back cushions	12.5	225			
		COL	4507	5408	OD	31.5								
				GRADE 1	6750	7748	OH	30.5			Interior shell and back only	5	90	
				GRADE 2	7103	8101	AH	24.75						
				GRADE 3	8064	9133	SW	66.75			back and seat cushions only	7.5	135	
				GRADE 4	9181	10321	SD	23						
				GRADE 5	10805	12051	SH	17						
						GRADE 6	12724	14078						
						GRADE 7	13915	15269						
				GRADE 8	15346	16699								

---

Three Seater Sofa <b>Quarter cut veneer on all exterior panels</b> Polished stainless steel base Upholstered loose back and seat cushion 	<b>LR LS500</b>	COM	5047	6057	OW	98.75	130	76	Interior shell plus back and seat/back cushions	17	306			
		COL	5804	6965	OD	31.5								
				GRADE 1	8186	9471	OH	30.5			Interior shell and back only	7	126	
				GRADE 2	8539	9824	AH	24.75						
				GRADE 3	9603	10979	SW	90.75			back and seat cushions only	10	180	
				GRADE 4	10823	12291	SD	23						
				GRADE 5	12600	14206	SH	17						
						GRADE 6	14673	16417						
						GRADE 7	15864	17608						
				GRADE 8	17295	19038								

---

Asymmetrical Three Seater Sofa_RH <b>Quarter cut veneer on all exterior panels</b> Polished stainless steel base Upholstered loose back and seat cushion 	<b>LR LA501RAF</b>	COM	4649	5579	OW	97.375	130	76	Interior shell plus back and seat/back cushions	15	270			
		COL	5346	6415	OD	31.5								
				GRADE 1	7679	8863	OH	30.5			Interior shell and back only	6	108	
				GRADE 2	8032	9215	AH	24.75						
				GRADE 3	9059	10327	SW	93.375			back and seat cushions only	9	162	
				GRADE 4	10243	11595	SD	23						
				GRADE 5	11966	13445	SH	17						
						GRADE 6	13985	15591						
						GRADE 7	15176	16782						
				GRADE 8	16606	18212								

## NOTES

### Veneer Finishes

For a complete list of all standard veneers and finishes, as well as premium and exotic veneer choices, please refer to the General Information sections

### LEG FINISHES

Standard in Polished Stainless (PS).  
Available in Satin Stainless (SS),  
Satin Bronze (SB) or Wood leg (WL)  
at no up-charge.

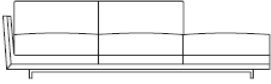
### DIMENSION KEY

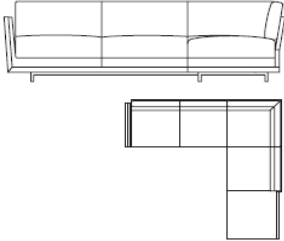
**OW** - overall width      **SW** - seat width  
**OD** - overall depth      **SD** - seat depth  
**OH** - overall height      **SH** - seat height  
**AH** - arm height

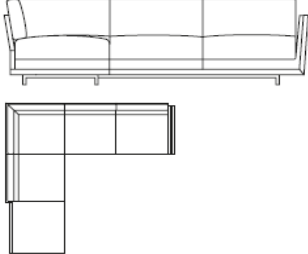
Dimensions are in inches and are approximate.  
Contact Customer Service if dimensions are critical.

# ROTTET



DESCRIPTION	MODEL	FABRIC GRADES	STANDARD	PREMIUM	DIMENSIONS	WEIGHT	CUBIC FEET	UPHOLSTERY APPLICATION	YARDAGES	SQUARE FEET	
Asymmetrical Three Seater Sofa_LH <b>Quarter cut veneer on all exterior panels</b> Polished stainless steel base Upholstered loose back and seat cushion 	<b>LR LA502LAF</b>	COM	4649	5579	OW 97.375	130	76	Interior shell plus back and seat/back cushions	15	270	
		COL	5346	6415	OD 31.5						
		GRADE 1	7679	8863	OH 30.5						
		GRADE 2	8032	9215	AH 24.75			Interior shell and back only	6	108	
		GRADE 3	9059	10327	SW 93.375						
		GRADE 4	10243	11595	SD 23						
		GRADE 5	11966	13445	SH 17			back and seat cushions only	9	162	
		GRADE 6	13985	15591							
		GRADE 7	15176	16782							
GRADE 8	16606	18212									

Asymmetrical Corner Sofa Extended_RH <b>Quarter cut veneer on all exterior panels</b> Polished stainless steel base Upholstered loose back and seat cushion 	<b>LR LA503RAF</b>	COM	5180	6216	OW 98.25	236	141	Interior shell plus back and seat/back cushions	30	540
		COL	5957	7149	OD 95.125					
		GRADE 1	8355	9674	OH 30.5					
		GRADE 2	8708	10027	AH 24.75			Interior shell and back only	10	180
		GRADE 3	9784	11197	SW 85.75					
		GRADE 4	11016	12523	SD 86.625					
		GRADE 5	12811	14459	SH 17			back and seat cushions only	20	360
		GRADE 6	14903	16692						
		GRADE 7	16094	17883						
GRADE 8	17524	19314								

Asymmetrical Corner Sofa Extended_LH <b>Quarter cut veneer on all exterior panels</b> Polished stainless steel base Upholstered loose back and seat cushion 	<b>LR LA504LAF</b>	COM	5180	6216	OW 98.25	236	141	Interior shell plus back and seat/back cushions	30	540
		COL	5957	7149	OD 95.125					
		GRADE 1	8355	9674	OH 30.5					
		GRADE 2	8708	10027	AH 24.75			Interior shell and back only	10	180
		GRADE 3	9784	11197	SW 85.75					
		GRADE 4	11016	12523	SD 86.625					
		GRADE 5	12811	14459	SH 17			back and seat cushions only	20	360
		GRADE 6	14903	16692						
		GRADE 7	16094	17883						
GRADE 8	17524	19314								

## NOTES

### Veneer Finishes

For a complete list of all standard veneers and finishes, as well as premium and exotic veneer choices, please refer to the General Information sections

### LEG FINISHES

Standard in Polished Stainless (PS). Available in Satin Stainless (SS), Satin Bronze (SB) or Wood leg (WL) at no up-charge.

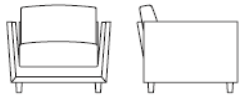

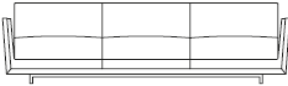
### DIMENSION KEY

OW - overall width SW - seat width  
 OD - overall depth SD - seat depth  
 OH - overall height SH - seat height  
 AH - arm height

Dimensions are in inches and are approximate. Contact Customer Service if dimensions are critical.

# ROTTET



DESCRIPTION	MODEL	FABRIC GRADES	STANDARD	PREMIUM	DIMENSIONS		WEIGHT	CUBIC FEET	UPHOLSTERY APPLICATION	YARDAGES	SQUARE FEET
Lounge Chair <b>Quarter cut veneer on all exterior panels</b> Polished stainless steel base Upholstered tight back and seat cushion 	<b>LR TC300</b>	COM	2599	3119	OW	33	75	28	Interior shell plus back and seat/back cushions	5.5	99
		COL	2989	3586	OD	31.5					
		GRADE 1	4300	4961	OH	30.5	Interior shell and back only	3.5	63		
		GRADE 2	4498	5160	AH	24.75					
		GRADE 3	5075	5783	SW	25					
		GRADE 4	5739	6495	SD	23	back and seat cushions only	2	36		
		GRADE 5	6703	7530	SH	17					
		GRADE 6	7836	8734							
		GRADE 7	8507	9404							
GRADE 8	9311	10208									
Two Seater Sofa <b>Quarter cut veneer on all exterior panels</b> Polished stainless steel base Upholstered tight back and seat cushion 	<b>LR TL400</b>	COM	3407	4089	OW	74.75	106	65	Interior shell plus back and seat/back cushions	10.5	189
		COL	3918	4702	OD	31.5					
		GRADE 1	6099	6966	OH	30.5	Interior shell and back only	5	90		
		GRADE 2	6452	7319	AH	24.75					
		GRADE 3	7366	8296	SW	66.75					
		GRADE 4	8437	9428	SD	23	back and seat cushions only	5.5	99		
		GRADE 5	9990	11075	SH	17					
		GRADE 6	11840	13017							
		GRADE 7	13031	14208							
GRADE 8	14462	15639									
Three Seater Sofa <b>Quarter cut veneer on all exterior panels</b> Polished stainless steel base Upholstered tight back and seat cushion 	<b>LR TS500</b>	COM	4389	5267	OW	98.75	130	76	Interior shell plus back and seat/back cushions	15	270
		COL	5047	6057	OD	31.5					
		GRADE 1	7349	8466	OH	30.5	Interior shell and back only	7	126		
		GRADE 2	7701	8819	AH	24.75					
		GRADE 3	8705	9902	SW	25					
		GRADE 4	9865	11142	SD	23	back and seat cushions only	8	144		
		GRADE 5	11552	12949	SH	17					
		GRADE 6	13536	15052							
		GRADE 7	14727	16243							
GRADE 8	16158	17674									

## NOTES

### Veneer Finishes

For a complete list of all standard veneers and finishes, as well as premium and exotic veneer choices, please refer to the General Information sections

### LEG FINISHES

Standard in Polished Stainless (PS). Available in Satin Stainless (SS), Satin Bronze (SB) or Wood leg (WL) at no up-charge.


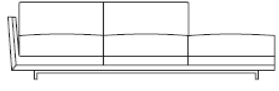
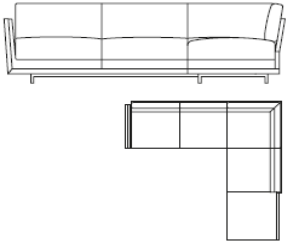
### DIMENSION KEY

OW - overall width SW - seat width  
 OD - overall depth SD - seat depth  
 OH - overall height SH - seat height  
 AH - arm height

Dimensions are in inches and are approximate. Contact Customer Service if dimensions are critical.

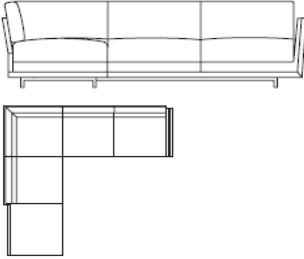

# ROTTET



DESCRIPTION	MODEL	FABRIC GRADES	STANDARD	PREMIUM	DIMENSIONS			WEIGHT	CUBIC FEET	UPHOLSTERY APPLICATION	YARDAGES	SQUARE FEET
<b>Asymmetrical Three Seater Sofa_RH</b> <b>Quarter cut veneer on all exterior panels</b> Polished stainless steel base Upholstered tight back and seat cushion 	<b>LR TA501RAF</b>	COM	4043	4851	OW	97.375	130	76	Interior shell plus back and seat/back cushions	12.5	225	
		COL	4649	5579	OD	31.5						
		GRADE 1	6908	7937	OH	30.5			Interior shell and back only	6	108	
		GRADE 2	7260	8289	AH	24.75						
		GRADE 3	8233	9335	SW	93.375						
		GRADE 4	9361	10537	SD	23			back and seat cushions only	6.5	117	
		GRADE 5	11001	12287	SH	17						
		GRADE 6	12938	14334								
		GRADE 7	14129	15525								
GRADE 8	15559	16956										
<b>Asymmetrical Three Seater Sofa_LH</b> <b>Quarter cut veneer on all exterior panels</b> Polished stainless steel base Upholstered tight back and seat cushion 	<b>LR TA502LAF</b>	COM	4043	4851	OW	97.375	130	76	Interior shell plus back and seat/back cushions	12.5	225	
		COL	4649	5579	OD	31.5						
		GRADE 1	6908	7937	OH	30.5			Interior shell and back only	6	108	
		GRADE 2	7260	8289	AH	24.75						
		GRADE 3	8233	9335	SW	93.375						
		GRADE 4	9361	10537	SD	23			back and seat cushions only	6.5	117	
		GRADE 5	11001	12287	SH	17						
		GRADE 6	12938	14334								
		GRADE 7	14129	15525								
GRADE 8	15559	16956										
<b>Asymmetrical Corner Sofa Extended_RH</b> <b>Quarter cut veneer on all exterior panels</b> Polished stainless steel base Upholstered tight back and seat cushion 	<b>LR TA503RAF</b>	COM	4505	5405	OW	98.25	236	141	Interior shell plus back and seat/back cushions	23	414	
		COL	5180	6216	OD	95.125						
		GRADE 1	7496	8642	OH	30.5			Interior shell and back only	7	126	
		GRADE 2	7848	8995	AH	24.75						
		GRADE 3	8863	10091	SW	85.75						
		GRADE 4	10033	11343	SD	86.625			back and seat cushions only	16	288	
		GRADE 5	11736	13169	SH	17						
		GRADE 6	13736	15292								
		GRADE 7	14927	16483								
GRADE 8	16357	17913										
<b>NOTES</b>												
<b>Veneer Finishes</b>	<b>LEG FINISHES</b>				<b>DIMENSION KEY</b>							
For a complete list of all standard veneers and finishes, as well as premium and exotic veneer choices, please refer to the General Information sections	Standard in Polished Stainless (PS). Available in Satin Stainless (SS), Satin Bronze (SB) or Wood leg (WL) at no up-charge.				<b>OW</b> - overall width	<b>SW</b> - seat width	<b>OD</b> - overall depth	<b>SD</b> - seat depth	<b>OH</b> - overall height	<b>SH</b> - seat height	<b>AH</b> - arm height	Dimensions are in inches and are approximate. Contact Customer Service if dimensions are critical.

# ROTTET



DESCRIPTION	MODEL	FABRIC GRADES	STANDARD	PREMIUM	DIMENSIONS			WEIGHT	CUBIC FEET	UPHOLSTERY APPLICATION	YARDAGES	SQUARE FEET
Asymmetrical Corner Sofa Extended_LH <b>Quarter cut veneer on all exterior panels</b> Polished stainless steel base Upholstered tight back and seat cushion 	<b>LR TA504LAF</b>	COM	4505	5405	OW	98.25	236	141	Interior shell plus back and seat/back cushions	23	414	
		COL	5180	6216	OD	95.125						
		GRADE 1	7496	8642	OH	30.5	Interior shell and back only	7	126			
		GRADE 2	7848	8995	AH	24.75						
		GRADE 3	8863	10091	SW	85.75						
		GRADE 4	10033	11343	SD	86.625	back and seat cushions only	16	288			
		GRADE 5	11736	13169	SH	17						
		GRADE 6	13736	15292								
		GRADE 7	14927	16483								
GRADE 8	16357	17913										
Bench <b>Quarter cut veneer on all exterior panels</b> Polished stainless steel base Upholstered tight back and seat cushion 	<b>LR BE600</b>	COM	3696	4435	OW	97.875	236	141	Interior shell plus seat cushions	9.5	171	
		COL	4250	5100	OD	31						
		GRADE 1	6467	7407	OH	17.625	Interior shell only	5	90			
		GRADE 2	6819	7760	AH	17.625						
		GRADE 3	7760	8768	SW	90.75						
		GRADE 4	8857	9932	SD	31	Seat cushion only	4.5	81			
		GRADE 5	10450	11626	SH	17						
		GRADE 6	12339	13616								
		GRADE 7	13530	14807								
GRADE 8	14961	16237										

## NOTES

### Veneer Finishes

For a complete list of all standard veneers and finishes, as well as premium and exotic veneer choices, please refer to the General Information sections

### LEG FINISHES

Standard in Polished Stainless (PS). Available in Satin Stainless (SS), Satin Bronze (SB) or Wood leg (WL) at no up-charge.

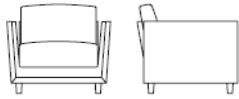

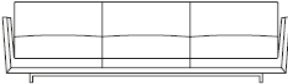

### DIMENSION KEY

OW - overall width      SW - seat width  
 OD - overall depth      SD - seat depth  
 OH - overall height      SH - seat height  
 AH - arm height

Dimensions are in inches and are approximate. Contact Customer Service if dimensions are critical.

# ROTTET



DESCRIPTION	MODEL	FABRIC GRADES	STANDARD	DIMENSIONS		WEIGHT	CUBIC FEET	UPHOLSTERY APPLICATION	YARDAGES	SQUARE FEET					
Lounge Chair <b>Leather or vinyl on all exterior panels</b> Polished stainless steel base Upholstered loose back and seat cushion  	LR FLC300	COM	2643	OW	33	75	28	Exterior shell in vinyl	3.5						
		COL A/B	3039	OD	31.5										
				OH	30.5			Exterior shell in leather		63					
				AH	24.75										
				SW	25			Interior shell plus back and seat/back cushions		7					
				SD	23										
				SH	17			Interior shell and back only		3.5					
								Back and seat cushions only		3.5	63				
		<hr/>													
		Two Seater Sofa <b>Leather or vinyl on all exterior panels</b> Polished stainless steel base Upholstered loose back and seat cushion  	LR FLL400	COM	3515			OW		74.75	106	65	Exterior shell in vinyl	4.5	
COL A/B	4042			OD	31.5										
				OH	30.5	Exterior shell in leather	81								
				AH	24.75										
				SW	66.74	Interior shell plus back and seat/back cushions	12.5								
				SD	23										
				SH	17	Interior shell and back only	5								
						Back and seat cushions only	7.5	135							
<hr/>															
Three Seater Sofa <b>Leather or vinyl on all exterior panels</b> Polished stainless steel base Upholstered loose back and seat cushion  	LR FLS500			COM	4585	OW	98.75	130	76	Exterior shell in vinyl			5		
		COL A/B	5273	OD	31.5										
				OH	30.5	Exterior shell in leather	90								
				AH	24.75										
				SW	90.75	Interior shell plus back and seat/back cushions	17								
				SD	23										
				SH	17	Interior shell and back only	7								
						Back and seat cushions only	10			180					
		<hr/>													
		Asymmetrical Three Seater Sofa_RH <b>Leather or vinyl on all exterior panels</b> Polished stainless steel base Upholstered loose back and seat cushion  	LR FLA501RAF	COM	4187	OW	97.375			130	76	Exterior shell in vinyl		4.5	
COL A/B	4815			OD	31.5										
				OH	30.5	Exterior shell in leather	81								
				AH	24.75										
				SW	93.375	Interior shell plus back and seat/back cushions	15								
				SD	23										
				SH	17	Interior shell and back only	6								
						Back and seat cushions only	9	162							

## NOTES

### Upholstery Guidelines

Leather or vinyl no thicker than 1.4mm recommended for upholstered exterior panels. Fabric recommended on interior panels. Seating with upholstered exterior panels is available at COM and COL prices only; grade-in fabric program does not apply

### LEG FINISHES

Standard in Polished Stainless (PS). Available in Satin Stainless (SS). Satin Bronze (SB) or Wood leg (WL) at no up-charge.

### Upholstery Grade

COM Price for Customers Own Vinyl on exterior shell plus Customers Own Material on interior shell, back and seat cushions.

COL A Price for Customers Own Leather on exterior shell plus Customers Own Material on interior shell, back and seat cushions.

COL B Price for Customers Own Leather on exterior shell plus Customers Own Material on Interior shell and Customers Own Leather on back and seat cushions

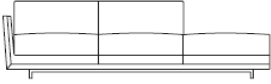
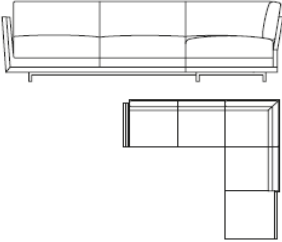
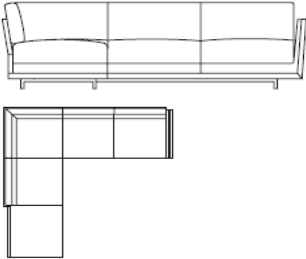
### DIMENSION KEY

OW - overall width SW - seat width  
 OD - overall depth SD - seat depth  
 OH - overall height SH - seat height  
 AH - arm height

Dimensions are in inches and are approximate. Contact Customer Service if dimensions are critical.

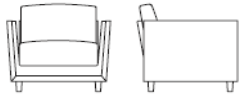


# ROTTET



DESCRIPTION	MODEL	FABRIC GRADES	STANDARD	DIMENSIONS		WEIGHT	CUBIC FEET	UPHOLSTERY APPLICATION	YARDAGES	SQUARE FEET		
Asymmetrical Three Seater Sofa_LH <b>Leather or vinyl on all exterior panels</b> Polished stainless steel base Upholstered loose back and seat cushion 	<b>LR FLA502LAF</b>	COM	4187	OW	97.375	130	76	Exterior shell in vinyl	4.5			
		COL A/B	4815	OD	31.5							
				OH	30.5				Exterior shell in leather		81	
				AH	24.75							
				SW	93.375				Interior shell plus back and seat/back cushions	15		
				SD	23							
		SH	17									
								Interior shell and back only	6			
								Back and seat cushions only	9	162		
Asymmetrical Corner Sofa Extended_RH <b>Leather or vinyl on all exterior panels</b> Polished stainless steel base Upholstered loose back and seat cushion 	<b>LR FLA503RAF</b>	COM	4603	OW	98.25	236	141	Exterior shell in vinyl	5			
		COL A/B	5293	OD	95.125							
				OH	31.5				Exterior shell in leather		90	
				AH	24.75							
				SW	85.75				Interior shell plus back and seat/back cushions	30		
				SD	86.625							
		SH	17									
								Interior shell and back only	10			
								Back and seat cushions only	20	360		
Asymmetrical Corner Sofa Extended_LH <b>Leather or vinyl on all exterior panels</b> Polished stainless steel base Upholstered loose back and seat cushion 	<b>LR FLA504LAF</b>	COM	4603	OW	98.25	236	141	Exterior shell in vinyl	5			
		COL A/B	5293	OD	95.125							
				OH	31.5				Exterior shell in leather		90	
				AH	24.75							
				SW	85.75				Interior shell plus back and seat/back cushions	30		
				SD	86.625							
		SH	17									
								Interior shell and back only	10			
								Back and seat cushions only	20	360		
<b>NOTES</b>												
<b>Upholstery Guidelines</b>			<b>Upholstery Grade</b>			<b>DIMENSION KEY</b>						
Leather or vinyl no thicker than 1.4mm recommended for upholstered exterior panels. Fabric recommended on interior panels. Seating with upholstered exterior panels is available at COM and COL prices only; grade-in fabric program does not apply			COM Price for Customers Own Vinyl on exterior shell plus Customers Own Material on interior shell, back and seat cushions.			<b>OW</b> - overall width <b>SW</b> - seat width <b>OD</b> - overall depth <b>SD</b> - seat depth <b>OH</b> - overall height <b>SH</b> - seat height <b>AH</b> - arm height						
<b>LEG FINISHES</b>			<b>COL A</b>			Dimensions are in inches and are approximate. Contact Customer Service if dimensions are critical.						
Standard in Polished Stainless (PS). Available in Satin Stainless (SS), Satin Bronze (SB) or Wood leg (WL) at no up-charge.			Price for Customers Own Leather on exterior shell plus Customers Own Material on interior shell, back and seat cushions.									
			<b>COL B</b>									
			Price for Customers Own Leather on exterior shell plus Customers Own Material on Interior shell and Customers Own Leather on back and seat cushions									

# ROTTET



DESCRIPTION	MODEL	FABRIC GRADES	STANDARD	DIMENSIONS		WEIGHT	CUBIC FEET	UPHOLSTERY APPLICATION	YARDAGES	SQUARE FEET
Lounge Chair <b>Leather or vinyl on all exterior panels</b> Polished stainless steel base Upholstered tight back and seat cushion 	LR FTC300	COM	2252	OW	33	75	28	Exterior shell in vinyl	3.5	
		COL A/B	2590	OD	31.5					
				OH	30.5			Exterior shell in leather	63	
				AH	24.75					
				SW	25			Interior shell plus back and seat/back cushions	5.5	
		SD	23					Interior shell and back only	3.5	
		SH	17					Back and seat cushions only	2	36
Two Seater Sofa <b>Leather or vinyl on all exterior panels</b> Polished stainless steel base Upholstered tight back and seat cushion 	LR FTL400	COM	3061	OW	74.75	106	65	Exterior shell in vinyl	4.5	
		COL A/B	3463	OD	31.5					
				OH	30.5			Exterior shell in leather	81	
				AH	24.75					
				SW	66.75			Interior shell plus back and seat/back cushions	10.5	
		SD	23					Interior shell and back only	5	
		SH	17					Back and seat cushions only	5.5	99
Three Seater Sofa <b>Leather or vinyl on all exterior panels</b> Polished stainless steel base Upholstered tight back and seat cushion 	LR FTS500	COM	3927	OW	98.75	130	76	Exterior shell in vinyl	5	
		COL A/B	4516	OD	31.5					
				OH	30.5			Exterior shell in leather	90	
				AH	24.75					
				SW	90.75			Interior shell plus back and seat/back cushions	15	
		SD	23					Interior shell and back only	7	
		SH	17					Back and seat cushions only	8	144

## NOTES

### Upholstery Guidelines

Leather or vinyl no thicker than 1.4mm recommended for upholstered exterior panels. Fabric recommended on interior panels. Seating with upholstered exterior panels is available at COM and COL prices only; grade-in fabric program does not apply

### LEG FINISHES

Standard in Polished Stainless (PS). Available in Satin Stainless (SS). Satin Bronze (SB) or Wood leg (WL) at no up-charge.

### Upholstery Grade

COM Price for Customers Own Vinyl on exterior shell plus Customers Own Material on interior shell, back and seat cushions.

COL A Price for Customers Own Leather on exterior shell plus Customers Own Material on interior shell, back and seat cushions.

COL B Price for Customers Own Leather on exterior shell plus Customers Own Material on Interior shell and Customers Own Leather on back and seat cushions

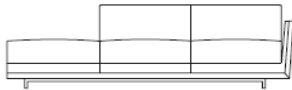

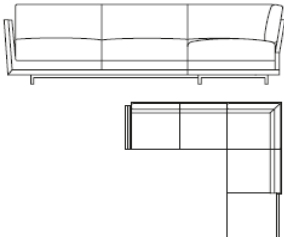
### DIMENSION KEY

OW - overall width SW - seat width  
 OD - overall depth SD - seat depth  
 OH - overall height SH - seat height  
 AH - arm height

Dimensions are in inches and are approximate. Contact Customer Service if dimensions are critical.

# ROTTET



DESCRIPTION	MODEL	FABRIC GRADES	STANDARD	DIMENSIONS	WEIGHT	CUBIC FEET	UPHOLSTERY APPLICATION	YARDAGES	SQUARE FEET		
Asymmetrical Three Seater Sofa_RH <b>Leather or vinyl on all exterior panels</b> Polished stainless steel base Upholstered tight back and seat cushion 	<b>LR FTA501RAF</b>	COM	3581	OW	97.375	130	76	Exterior shell in vinyl	4.5		
		COL A/B	4118	OD	31.5						
				OH	30.5			Exterior shell in leather		81	
				AH	24.75						
				SW	93.375			Interior shell plus back and seat/back cushions		12.5	
		SD	23								
		SH	17				Interior shell and back only	6			
							Back and seat cushions only	6.5	117		
Asymmetrical Three Seater Sofa_LH <b>Leather or vinyl on all exterior panels</b> Polished stainless steel base Upholstered tight back and seat cushion 	<b>LR FTA502LAF</b>	COM	3581	OW	97.375	130	76	Exterior shell in vinyl	4.5		
		COL A/B	4118	OD	31.5						
				OH	30.5			Exterior shell in leather		81	
				AH	24.75						
				SW	93.375			Interior shell plus back and seat/back cushions		12.5	
		SD	23								
		SH	17				Interior shell and back only	6			
							Back and seat cushions only	6.5	117		
Asymmetrical Corner Sofa Extended_RH <b>Leather or vinyl on all exterior panels</b> Polished stainless steel base Upholstered tight back and seat cushion 	<b>LR FTA503RAF</b>	COM	4043	OW	98.75	236	141	Exterior shell in vinyl	5		
		COL A/B	4649	OD	95.125						
				OH	30.5			Exterior shell in leather		90	
				AH	24.75						
				SW	85.75			Interior shell plus back and seat/back cushions		23	
		SD	56.625								
		SH	17				Interior shell and back only	7			
							Back and seat cushions only	16	288		

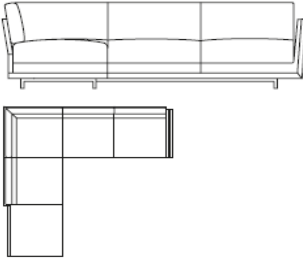

## NOTES

<b>Upholstery Guidelines</b> Leather or vinyl no thicker than 1.4mm recommended for upholstered exterior panels. Fabric recommended on interior panels. Seating with upholstered exterior panels is available at COM and COL prices only; grade-in fabric program does not apply.	<b>Upholstery Grade</b> COM Price for Customers Own Vinyl on exterior shell plus Customers Own Material on interior shell, back and seat cushions.  COL A Price for Customers Own Leather on exterior shell plus Customers Own Material on interior shell, back and seat cushions.  COL B Price for Customers Own Leather on exterior shell plus Customers Own Material on Interior shell and Customers Own Leather on back and seat cushions	<b>DIMENSION KEY</b> OW - overall width      SW - seat width OD - overall depth      SD - seat depth OH - overall height      SH - seat height AH - arm height  Dimensions are in inches and are approximate. Contact Customer Service if dimensions are critical.
--	--	--

**LEG FINISHES**  
 Standard in Polished Stainless (PS). Available in Satin Stainless (SS), Satin Bronze (SB) or Wood leg (WL) at no up-charge.

# ROTTET



DESCRIPTION	MODEL	FABRIC GRADES	STANDARD	DIMENSIONS			WEIGHT	CUBIC FEET	UPHOLSTERY APPLICATION	YARDAGES	SQUARE FEET	
<b>Asymmetrical Corner Sofa Extended_LH</b> <b>Leather or vinyl on all exterior panels</b> Polished stainless steel base Upholstered tight back and seat cushion 	<b>LR FTA504LAF</b>	COM	4043	OW	98.75	236	141	Exterior shell in vinyl	5			
		COL A/B	4649	OD	95.125							
					OH	30.5			Exterior shell in leather		90	
					AH	24.75						
					SW	85.75			Interior shell plus back and seat/back cushions		23	
					SD	56.625						
					SH	17						
									Interior shell and back only	7		
									Back and seat cushions only	16	288	
	<b>Bench</b> <b>Leather or vinyl on all exterior panels</b> Polished stainless steel base Upholstered tight back and seat cushion 	<b>LR FBE600</b>	COM	3350	OW	97.875	236	141	Exterior shell in vinyl	4		
COL A/B			3852	OD	31							
					OH	17.625			Exterior shell in leather		72	
					AH	17.625						
					SW	90.75			Interior shell plus seat cushions		9.5	
					SD	31						
					SH	17						
									Interior shell only	5		
								Seat cushions only	4.5	81		

## NOTES

### Upholstery Guidelines

Leather or vinyl no thicker than 1.4mm recommended for upholstered exterior panels. Fabric recommended on interior panels. Seating with upholstered exterior panels is available at COM and COL prices only; grade-in fabric program does not apply

### LEG FINISHES

Standard in Polished Stainless (PS). Available in Satin Stainless (SS), Satin Bronze (SB) or Wood leg (WL) at no up-charge.

### Upholstery Grade

COM Price for Customers Own Vinyl on exterior shell plus Customers Own Material on interior shell, back and seat cushions.

**COL A** Price for Customers Own Leather on exterior shell plus Customers Own Material on interior shell, back and seat cushions.

**COL B** Price for Customers Own Leather on exterior shell plus Customers Own Material on Interior shell and Customers Own Leather on back and seat cushions


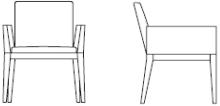

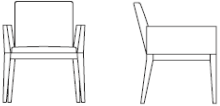
### DIMENSION KEY

**OW** - overall width      **SW** - seat width  
**OD** - overall depth      **SD** - seat depth  
**OH** - overall height      **SH** - seat height  
**AH** - arm height

Dimensions are in inches and are approximate. Contact Customer Service if dimensions are critical.

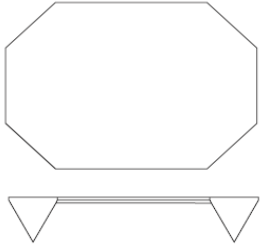
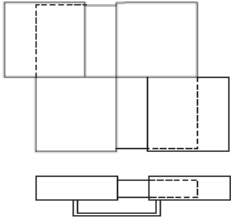
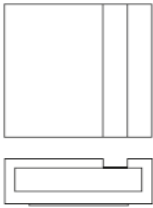
# ROTTET



DESCRIPTION	MODEL	FABRIC GRADES	STANDARD	PREMIUM	DIMENSIONS		WEIGHT	CUBIC FEET	UPHOLSTERY APPLICATION	YARDAGES	SQUARE FEET	
Armless Side Chair <b>Flat cut veneer on rear panel &amp; seat frame</b> Upholstered tight back and seat cushion 	<b>LR SC700</b>	COM	1299	1559	OW	22.875	23	12	Back and seat cushions	2	36	
		COL	1429	1715	OD	23.25						
		GRADE 1	1985	2315	OH	33.125						
		GRADE 2	2051	2381	AH	-						
		GRADE 3	2282	2637	SW	22.875						
		GRADE 4	2544	2922	SD	18						
		GRADE 5	2925	3339	SH	18.75						
		GRADE 6	3362	3810								
		GRADE 7	3585	4034								
GRADE 8	3854	4303										
Side Chair <b>Herringbone layup on arm side panels</b> Upholstered tight back and seat cushion 	<b>LR SC800</b>	COM	1611	1933	OW	25.875	23	12	Back and seat cushions	2	36	
		COL	1772	2127	OD	25						
		GRADE 1	2381	2792	OH	33.125						
		GRADE 2	2448	2858	AH	24.875						
		GRADE 3	2707	3147	SW	18.5						
		GRADE 4	2997	3466	SD	19						
		GRADE 5	3421	3934	SH	18.75						
		GRADE 6	3900	4457								
		GRADE 7	4124	4680								
GRADE 8	4393	4950										
Armless Side Chair <b>Leather or vinyl upholstered rear panel &amp; seat frame</b> Upholstered tight back and seat cushion 	<b>LR FSC700</b>	COM	1006		OW	22.875	23	12	Rear panel and seat frame in vinyl	1		
		COL	1107		OD	23.25						
					OH	33.125						
							AH	-		Rear Panel and seat frame in leather	18	
							SW	22.875				
							SD	18				
							SH	18.75		Back and seat cushions	2	
Side Chair <b>Leather or vinyl upholstered arm side panels</b> Upholstered tight back and seat cushion 	<b>LR FSC800</b>	COM	1271		OW	25.875	23	12	Rear panel and seat frame in vinyl	2		
		COL	1398		OD	25						
					OH	33.125						
							AH	24.875		Rear Panel and seat frame in leather	36	
							SW	18.5				
							SD	19				
							SH	18.75		Back and seat cushions	2	
<b>Optional Decca Leather</b>			25	per square feet								
<b>NOTES</b>												
<b>Veneer Finishes</b>			<b>Upholstery Grade</b>			<b>DIMENSION KEY</b>						
For a complete list of all standard veneers and finishes, as well as premium and exotic veneer choices, please refer to the General Information sections			COM Price for Customers Own Vinyl on rear panel and seat frame or side arm panels, plus Customers Own Material on back and seat cushions			<b>OW</b> - overall width <b>SW</b> - seat width <b>OD</b> - overall depth <b>SD</b> - seat depth <b>OH</b> - overall height <b>SH</b> - seat height <b>AH</b> - arm height Dimensions are in inches and are approximate. Contact Customer Service if dimensions are critical.						
<b>Upholstery Guidelines</b>			COL Price for Customers Own Leather on rear panel and seat frame or side arm panels, plus Customers Own Material back and seat cushions.									
For side chairs with leather or vinyl rear panel and seat frame or side arm panels: leather and vinyl no thicker than 1.4mm is recommended and tight back and seat cushions should be fabric. Only available at COM and COL prices; graded-in fabric program does not apply.												

# ROTTET



DESCRIPTION	MODEL	STANDARD	PREMIUM	WIDTH	DEPTH	HEIGHT	WEIGHT	CUBIC FEET
<p>Coffee Table_Fold</p> 	<b>LR CT100</b>	4493	5392	66	48	13	51	38
	<p>Quarter cut veneer in book matched layout on top and leg panels.                      Concealed steel understructure provides support.                      Leg panels feature concealed steel foot detail along bottom.</p>							
<p>Coffee Table_Quad</p> 	<b>LR CT110</b>	5752	6902	48	48	13	55	38
	<p>Quarter cut veneer in checkerboard layout on top and side panels.                      Concealed storage trays in matching veneer species at (2) locations accessible via sliding corner panels.                      Standard with polished stainless steel base</p>							
<p>Coffee Table_Slot</p> 	<b>LR CT115</b>	5671	6805	48	48	17	55	38
	<p>Flat cut veneer in book and butt matched layout on top and side panels.                      Asymmetrical open slot with inset clear glass infill.                      Interior finish is standard Decca Pearl White lacquer.                      Optional translucent glass infill add \$280</p>							

## NOTES

### Veneer Finishes

For a complete list of all standard veneers and finishes, as well as premium and exotic veneer choices, please refer to the General Information sections

### METAL BASE OR METAL LEG FINISHES

Standard in Polished Stainless Steel (PS).  
 Available in Satin Stainless (SS) or Satin Bronze (SB) at no up-charge.

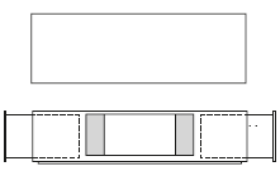
Dimensions are in inches and are approximate.

Contact Customer Service if dimensions are critical.

# ROTTET

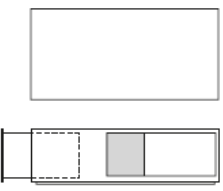


DESCRIPTION	MODEL	STANDARD	PREMIUM	WIDTH	DEPTH	HEIGHT	WEIGHT	CUBIC FEET
Coffee Table Rectangular Open Symmetrical	<b>LR CT300</b>	6295	7554	72	30	18	78	33



Polished stainless steel exterior top and surround (PS).  
 Interior finish is standard flat cut veneer in book matched layup.  
 Concealed storage drawers in matching wood species at either end.

Coffee Table Rectangular Open Asymmetrical	<b>LR CT325</b>	5769	6923	60	30	18	78	33
---	-----------------	------	------	----	----	----	----	----



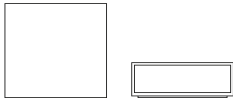
Solid Surface White on top and exterior surround  
 Interior finish is standard flat cut veneer in book matched layup.  
 Concealed storage drawer in matching wood species at one end.

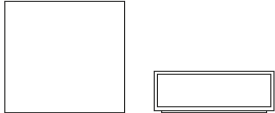
## NOTES

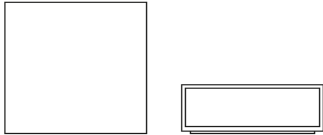
Veneer Finishes	METAL BASE OR METAL LEG FINISHES	Dimensions are in inches and are approximate.
For a complete list of all standard veneers and finishes, as well as premium and exotic veneer choices, please refer to the General Information sections	Standard in Polished Stainless Steel (PS). Available in Satin Stainless (SS) or Satin Bronze (SB) at no up-charge.	Contact Customer Service if dimensions are critical.

# ROTTET



DESCRIPTION	MODEL	STANDARD	PREMIUM	WIDTH	DEPTH	HEIGHT	WEIGHT	CUBIC FEET
Coffee Table_Square Open: 36 Width Interior finish is standard flat cut veneer in book matched layout 	<b>LR CT271</b>	2816	3379	36	36	18	51	32
		Top and exterior surround are flat cut veneer in book matched layout.						
	<b>LR CT272</b>	3041	3649	36	36	18	51	32
		Flat cut veneer top in reverse diamond layout, exterior surround is flat cut veneer with book match layout.						
	<b>LR CT270</b>	5486	6584	36	36	18	51	32
		Top and exterior surround in polished stainless steel(PS).						

Coffee Table_Square Open: 42 Width Interior finish is standard flat cut veneer in book matched layout 	<b>LR CT261</b>	2988	3586	42	42	18	53	36
		Top and exterior surround are flat cut veneer in book matched layout.						
	<b>LR CT262</b>	3213	3856	42	42	18	53	36
		Flat cut veneer top in reverse diamond layout, exterior surround is flat cut veneer with book match layout.						
	<b>LR CT260</b>	5752	6902	42	42	18	53	36
		Top and exterior surround in polished stainless steel(PS).						

Coffee Table_Square Open: 48 Width Interior finish is standard flat cut veneer in book matched layout 	<b>LR CT251</b>	3191	3830	48	48	18	55	38
		Top and exterior surround are flat cut veneer in book matched layout.						
	<b>LR CT252</b>	3416	4100	48	48	18	55	38
		Flat cut veneer top in reverse diamond layout, exterior surround is flat cut veneer with book match layout.						
	<b>LR CT250</b>	6064	7277	48	48	18	55	38
		Top and exterior surround in polished stainless steel(PS).						

## NOTES

### Veneer Finishes

For a complete list of all standard veneers and finishes, as well as premium and exotic veneer choices, please refer to the General Information sections

### METAL BASE OR METAL LEG FINISHES

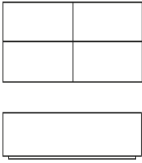
Standard in Polished Stainless Steel (PS).  
Available in Satin Stainless (SS) or Satin Bronze (SB) at no up-charge.

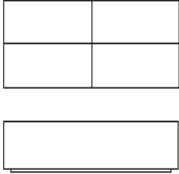
Dimensions are in inches and are approximate.

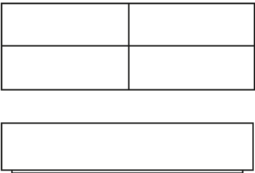
Contact Customer Service if dimensions are critical.

# ROTTET



DESCRIPTION	MODEL	STANDARD	PREMIUM	WIDTH	DEPTH	HEIGHT	WEIGHT	CUBIC FEET
Coffee Table_Rectangular Closed: 48 Width Quarter cut veneer top in diamond layup.	<b>LR CT531</b>	3138	3766	48	22	14	49	33
	Exterior surround in quarter cut veneer with book matched layup.							
	<b>LR CT530</b>	5983	7179	48	22	14	49	33
	Exterior surround in polished stainless steel (PS).							

Coffee Table_Rectangular Closed: 60 Width Quarter cut veneer top in diamond layup.	<b>LR CT541</b>	3514	4216	60	22	14	49	33
	Exterior surround in quarter cut veneer with book matched layup.							
	<b>LR CT540</b>	6560	7872	60	22	14	49	33
	Exterior surround in polished stainless steel (PS).							

Coffee Table_Rectangular Closed: 72 Width Quarter cut veneer top in diamond layup.	<b>LR CT526</b>	3889	4667	72	24	14	49	33
	Exterior surround in quarter cut veneer with book matched layup.							
	<b>LR CT525</b>	7138	8565	72	24	14	49	33
	Exterior surround in polished stainless steel (PS).							

## NOTES

### Veneer Finishes

For a complete list of all standard veneers and finishes, as well as premium and exotic veneer choices, please refer to the General Information sections

### METAL BASE OR METAL LEG FINISHES

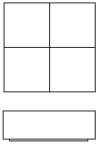
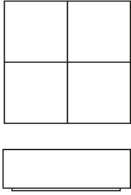
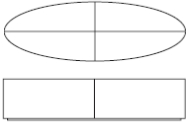
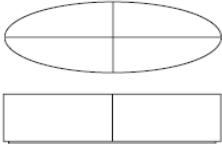
Standard in Polished Stainless Steel (PS).  
Available in Satin Stainless (SS) or Satin Bronze (SB) at no up-charge.

Dimensions are in inches and are approximate.

Contact Customer Service if dimensions are critical.

# ROTTET



DESCRIPTION	MODEL	STANDARD	PREMIUM	WIDTH	DEPTH	HEIGHT	WEIGHT	CUBIC FEET
Coffee Table_Square Closed: 36 Width Quarter cut veneer top in diamond layup.	<b>LR CT561</b>	3552	4262	36	36	14	55	38
	Exterior surround in quarter cut veneer with book matched layup.							
	<b>LR CT560</b>	6618	7942	36	36	14	55	38
	Exterior surround in polished stainless steel (PS).							
Coffee Table_Square Closed: 42 Width Quarter cut veneer top in diamond layup.	<b>LR CT551</b>	3927	4712	42	42	14	55	38
	Exterior surround in quarter cut veneer with book matched layup.							
	<b>LR CT550</b>	7196	8635	42	42	14	55	38
	Exterior surround in polished stainless steel (PS).							
Coffee Table_Oval Closed: 48 Width Quarter cut veneer top in diamond layup.	<b>LR CT611</b>	3814	4577	48	18	14	49	33
	Exterior surround in quarter cut veneer with book matched layup.							
	<b>LR CT610</b>	7022	8427	48	18	14	49	33
	Exterior surround in polished stainless steel (PS).							
Coffee Table_Oval Closed: 60 Width Quarter cut veneer top in diamond layup.	<b>LR CT601</b>	4189	5027	60	20	14	49	33
	Exterior surround in quarter cut veneer with book matched layup.							
	<b>LR CT600</b>	7600	9120	60	20	14	49	33
	Exterior surround in polished stainless steel (PS).							

## NOTES

### Veneer Finishes

For a complete list of all standard veneers and finishes, as well as premium and exotic veneer choices, please refer to the General Information sections

### METAL BASE OR METAL LEG FINISHES


Standard in Polished Stainless Steel (PS).  
Available in Satin Stainless (SS) or  
Satin Bronze (SB) at no up-charge.


Dimensions are in inches and are approximate.

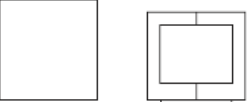
Contact Customer Service if dimensions are critical.

# ROTTET



DESCRIPTION	MODEL	STANDARD	PREMIUM	WIDTH	DEPTH	HEIGHT	WEIGHT	CUBIC FEET	
Side Table _Square Open Top and side panels are flat cut veneer in book matched layup.	<b>LR ST131</b>	2292	2750	24	24	18	38	15	
	Interior finish in flat cut veneer in book matched layup.								
	<b>LR ST132</b>	2292	2750	24	24	18	38	15	
Interior finish in standard Decca Pearl White Lacquer.									
	<b>LR ST130</b>	3326	3992	24	24	18	38	15	
	Interior finish in satin stainless steel (SS).								

Side Table_Square Open Asymmetrical Interior finish in flat cut veneer in book match layup.	<b>LR ST201</b>	2287	2744	20	20	20	30	4
	Top and exterior surround are flat cut veneer in book matched layup.							
	<b>LR ST200</b>	3205	3846	20	20	20	30	4
	Top and exterior surround are polished stainless steel (PS).							

Side Table _Square Open Flat cut veneer in book and butt matched layup on top and side panels.	<b>LR ST225</b>	2255	2705	24	24	22	38	15	
	Interior finish is standard Decca Pearl White lacquer.								
	<b>LR ST226</b>	2255	2705	24	24	22	38	15	
Interior finish is flat cut veneer in book matched layup.									
	<b>LR ST227</b>	3326	3992	24	24	22	38	15	
	Interior finish in polished stainless steel (PS).								

## NOTES

### Veneer Finishes

For a complete list of all standard veneers and finishes, as well as premium and exotic veneer choices, please refer to the General Information sections

### METAL BASE OR METAL LEG FINISHES

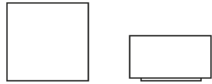
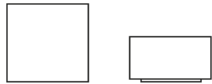
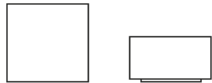

Standard in Polished Stainless Steel (PS).  
Available in Satin Stainless (SS) or Satin Bronze (SB) at no up-charge.

Dimensions are in inches and are approximate.

Contact Customer Service if dimensions are critical.

# ROTTET



DESCRIPTION	MODEL	STANDARD	PREMIUM	WIDTH	DEPTH	HEIGHT	WEIGHT	CUBIC FEET
Side Table_Square Closed: 14 Height Quarter cut veneer top in diamond layup.	<b>LR ST511</b>	1975	2370	20	20	14	35	15
	Exterior surround in quarter cut veneer with book matched layup.							
	<b>LR ST510</b>	3095	3714	20	20	14	35	15
	Exterior surround in polished stainless steel (PS).							
Side Table_Square Closed: 14 Height Quarter cut veneer top in diamond layup.	<b>LR ST501</b>	2148	2578	24	24	14	35	15
	Exterior surround in quarter cut veneer with book matched layup.							
	<b>LR ST500</b>	3326	3992	24	24	14	35	15
	Exterior surround in polished stainless steel (PS).							
Side Table_Square Closed: 18 Height Quarter cut veneer top in diamond layup.	<b>LR ST521</b>	2062	2474	20	20	18	35	15
	Exterior surround in quarter cut veneer with book matched layup.							
	<b>LR ST520</b>	3211	3853	20	20	18	35	15
	Exterior surround in polished stainless steel (PS).							
Side Table_Square Closed: 18 Height Quarter cut veneer top in diamond layup.	<b>LR ST531</b>	2235	2682	24	24	18	35	15
	Exterior surround in quarter cut veneer with book matched layup.							
	<b>LR ST530</b>	3442	4130	24	24	18	35	15
	Exterior surround in polished stainless steel (PS).							

## NOTES

### Veneer Finishes

For a complete list of all standard veneers and finishes, as well as premium and exotic veneer choices, please refer to the General Information sections

### METAL BASE OR METAL LEG FINISHES




Standard in Polished Stainless Steel (PS).  
Available in Satin Stainless (SS) or Satin Bronze (SB) at no up-charge.

Dimensions are in inches and are approximate.

Contact Customer Service if dimensions are critical.

# ROTTET



DESCRIPTION	MODEL	STANDARD	PREMIUM	WIDTH	DEPTH	HEIGHT	WEIGHT	CUBIC FEET
Side Table_Round Closed: 20 Height Flat cut veneer in book and butt matched layup on top.	<b>LR ST431</b>	1279	1534	14	14	20	30	4
	Exterior surround is flat cut veneer in book matched layup.							
	<b>LR ST430</b>	2167	2600	14	14	20	30	4
	Exterior surround in polished stainless steel (PS).							
Side Table_Round Closed: 20 Height Flat cut veneer in book and butt matched layup on top.	<b>LR ST441</b>	1364	1637	18	18	20	30	4
	Exterior surround is flat cut veneer in book matched layup.							
	<b>LR ST440</b>	2281	2737	18	18	20	30	4
	Exterior surround in polished stainless steel (PS).							
Side Table_Round Closed: 20 Height Flat cut veneer in book and butt matched layup on top.	<b>LR ST451</b>	1455	1746	24	24	20	30	4
	Exterior surround is flat cut veneer in book matched layup.							
	<b>LR ST450</b>	2402	2883	24	24	20	30	4
	Exterior surround in polished stainless steel (PS).							

## NOTES

### Veneer Finishes

For a complete list of all standard veneers and finishes, as well as premium and exotic veneer choices, please refer to the General Information sections

### METAL BASE OR METAL LEG FINISHES




Standard in Polished Stainless Steel (PS).  
Available in Satin Stainless (SS) or Satin Broze (SB) at no up-charge.

Dimensions are in inches and are approximate.

Contact Customer Service if dimensions are critical.

# ROTTET



DESCRIPTION	MODEL	STANDARD	PREMIUM	WIDTH	DEPTH	HEIGHT	WEIGHT	CUBIC FEET
Side Table_Round Closed: 24 Height Flat cut veneer in book and butt matched layup on top.	<b>LR ST401</b>	1365	1638	14	14	24	30	4
	Exterior surround is flat cut veneer in book matched layup.							
	<b>LR ST400</b>	2282	2739	14	14	24	30	4
	Exterior surround in polished stainless steel (PS).							
Side Table_Round Closed: 24 Height Flat cut veneer in book and butt matched layup on top.	<b>LR ST411</b>	1451	1741	18	18	24	30	4
	Exterior surround is flat cut veneer in book matched layup.							
	<b>LR ST410</b>	2397	2876	18	18	24	30	4
	Exterior surround in polished stainless steel (PS).							
Side Table_Round Closed: 24 Height Flat cut veneer in book and butt matched layup on top.	<b>LR ST421</b>	1542	1850	24	24	24	30	4
	Exterior surround is flat cut veneer in book matched layup.							
	<b>LR ST420</b>	2518	3021	24	24	24	30	4
	Exterior surround in polished stainless steel (PS).							

## NOTES

### Veneer Finishes

For a complete list of all standard veneers and finishes, as well as premium and exotic veneer choices, please refer to the General Information sections

### METAL BASE OR METAL LEG FINISHES

Standard in Polished Stainless Steel (PS).  
Available in Satin Stainless (SS) or Satin Broze (SB) at no up-charge.


Dimensions are in inches and are approximate.

Contact Customer Service if dimensions are critical.

# ROTTET

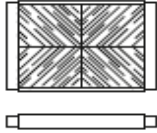


DESCRIPTION	MODEL	STANDARD	PREMIUM	WIDTH	DEPTH	HEIGHT	WEIGHT	CUBIC FEET
Executive Table Desk	LR TD200	9517	11421	96	42	30	92	52



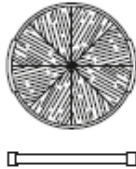
Quarter cut wood veneer top in book matched layup on top and leg panels.  
 Personal storage drawers within top.  
 Leg panel features hinged door to access vertical power/data chase.  
 Internal steel understructure provides support.

Rectangular Tray	LR TA300	681	818	26	17.5	2.5	8	1
------------------	----------	-----	-----	----	------	-----	---	---



Quarter cut veneer top in book match layout for surround.  
 Quarter cut veneer top in reverse diamond layout.

Round Tray	LR TA305	705	845	23	23	2.5	7	1
------------	----------	-----	-----	----	----	-----	---	---



Quarter cut veneer top in book match layout for surround.  
 Quarter cut veneer top in reverse diamond layout.

## NOTES

### Veneer Finishes

For a complete list of all standard veneers and finishes, as well as premium and exotic veneer choices, please refer to the General Information sections

Dimensions are in inches and are approximate.

Contact Customer Service if dimensions are critical.