

# INDEX



DESCRIPTION	MODEL	STANDARD VENEER	PREMIUM VENEER	WIDTH	DEPTH	HEIGHT	KNEESPACE	WEIGHT	CUBIC FEET
<b>"L" Corner Credenza</b> with 18" B/B/F pedestal and modesty panel	<b>DX LC7236MLB *</b>	<b>3569</b>	<b>4283</b>	<b>72</b>	<b>20/36</b>	<b>30</b>	<b>34</b>	<b>296</b>	<b>43</b>
	<b>DX LC7236MRB</b>								
	<b>DX LC7242MLB</b>	<b>3638</b>	<b>4366</b>	<b>72</b>	<b>24/42</b>	<b>30</b>	<b>30</b>	<b>310</b>	<b>48</b>
	<b>DX LC7242MRB</b>								
	<b>DX LC7836MLB</b>	<b>3708</b>	<b>4449</b>	<b>78</b>	<b>20/36</b>	<b>30</b>	<b>40</b>	<b>325</b>	<b>52</b>
	<b>DX LC7836MRB</b>								
	<b>DX LC7842MLB</b>	<b>3777</b>	<b>4533</b>	<b>78</b>	<b>24/42</b>	<b>30</b>	<b>36</b>	<b>340</b>	<b>60</b>
	<b>DX LC7842MRB</b>								
	<b>DX LC8436MLB</b>	<b>3847</b>	<b>4616</b>	<b>84</b>	<b>20/36</b>	<b>30</b>	<b>40</b>	<b>352</b>	<b>52</b>
	<b>DX LC8436MRB</b>								
	<b>DX LC8442MLB</b>	<b>3916</b>	<b>4699</b>	<b>84</b>	<b>24/42</b>	<b>30</b>	<b>46</b>	<b>360</b>	<b>60</b>
	<b>DX LC8442MRB</b>								
	<b>DX LC9036MLB</b>	<b>3986</b>	<b>4783</b>	<b>90</b>	<b>20/36</b>	<b>30</b>	<b>52</b>	<b>366</b>	<b>62</b>
	<b>DX LC9036MRB</b>								
	<b>DX LC9042MLB</b>	<b>4055</b>	<b>4866</b>	<b>90</b>	<b>24/42</b>	<b>30</b>	<b>58</b>	<b>371</b>	<b>64</b>
	<b>DX LC9042MRB</b>								
	<b>DX LC9636MLB</b>	<b>4124</b>	<b>4949</b>	<b>96</b>	<b>20/36</b>	<b>30</b>	<b>64</b>	<b>375</b>	<b>67</b>
	<b>DX LC9636MRB</b>								
	<b>DX LC9642MLB</b>	<b>4194</b>	<b>5033</b>	<b>96</b>	<b>24/42</b>	<b>30</b>	<b>70</b>	<b>381</b>	<b>69</b>
	<b>DX LC9642MRB</b>								
	<b>DX LC10236MLB</b>	<b>5033</b>	<b>6039</b>	<b>102</b>	<b>20/36</b>	<b>30</b>	<b>76</b>	<b>384</b>	<b>71</b>
	<b>DX LC10236MRB</b>								
	<b>DX LC10242MLB</b>	<b>5102</b>	<b>6123</b>	<b>102</b>	<b>24/42</b>	<b>30</b>	<b>82</b>	<b>387</b>	<b>73</b>
	<b>DX LC10242MRB</b>								
	<b>DX LC10836MLB</b>	<b>5171</b>	<b>6205</b>	<b>108</b>	<b>20/36</b>	<b>30</b>	<b>88</b>	<b>390</b>	<b>75</b>
	<b>DX LC10836MRB</b>								
	<b>DX LC10842MLB</b>	<b>5240</b>	<b>6288</b>	<b>108</b>	<b>24/42</b>	<b>30</b>	<b>94</b>	<b>393</b>	<b>77</b>
	<b>DX LC10842MRB</b>								

**NOTE**

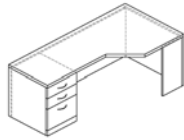
**STANDARD FINISHES**

For a complete list of standard wood finishes please refer to general information

- Code Description**  
**B** box / box / file pedestal  
**M** full modesty panel  
**L** left pedestal position  
**R** right pedestal position

Dimensions are in inches and are approximate.  
 Contact Customer Service if dimensions are critical.

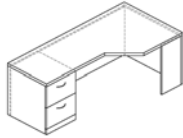
\* Indicates model illustrated by line drawing



# INDEX



DESCRIPTION	MODEL	STANDARD VENEER	PREMIUM VENEER	WIDTH	DEPTH	HEIGHT	KNEESPACE	WEIGHT	CUBIC FE
<b>"L" Corner Credenza</b> with 18" F/F pedestal and modesty panel	<b>DX LC7236MLF *</b>	<b>3569</b>	<b>4283</b>	<b>72</b>	<b>20/36</b>	<b>30</b>	<b>34</b>	<b>296</b>	<b>43</b>
	<b>DX LC7236MRF</b>								
	<b>DX LC7242MLF</b>	<b>3638</b>	<b>4366</b>	<b>72</b>	<b>24/42</b>	<b>30</b>	<b>30</b>	<b>310</b>	<b>48</b>
	<b>DX LC7242MRF</b>								
	<b>DX LC7836MLF</b>	<b>3708</b>	<b>4449</b>	<b>78</b>	<b>20/36</b>	<b>30</b>	<b>40</b>	<b>325</b>	<b>52</b>
	<b>DX LC7836MRF</b>								
	<b>DX LC7842MLF</b>	<b>3777</b>	<b>4533</b>	<b>78</b>	<b>24/42</b>	<b>30</b>	<b>36</b>	<b>340</b>	<b>60</b>
	<b>DX LC7842MRF</b>								
	<b>DX LC8436MLF</b>	<b>3847</b>	<b>4616</b>	<b>84</b>	<b>20/36</b>	<b>30</b>	<b>40</b>	<b>352</b>	<b>52</b>
	<b>DX LC8436MRF</b>								
	<b>DX LC8442MLF</b>	<b>3916</b>	<b>4699</b>	<b>84</b>	<b>24/42</b>	<b>30</b>	<b>46</b>	<b>360</b>	<b>60</b>
	<b>DX LC8442MRF</b>								
	<b>DX LC9036MLF</b>	<b>3986</b>	<b>4783</b>	<b>90</b>	<b>20/36</b>	<b>30</b>	<b>52</b>	<b>366</b>	<b>62</b>
	<b>DX LC9036MRF</b>								
	<b>DX LC9042MLF</b>	<b>4055</b>	<b>4866</b>	<b>90</b>	<b>24/42</b>	<b>30</b>	<b>58</b>	<b>371</b>	<b>64</b>
	<b>DX LC9042MRF</b>								
	<b>DX LC9636MLF</b>	<b>4124</b>	<b>4949</b>	<b>96</b>	<b>20/36</b>	<b>30</b>	<b>64</b>	<b>375</b>	<b>67</b>
	<b>DX LC9636MRF</b>								
	<b>DX LC9624MLF</b>	<b>4194</b>	<b>5033</b>	<b>96</b>	<b>24/42</b>	<b>30</b>	<b>70</b>	<b>381</b>	<b>69</b>
	<b>DX LC9624MRF</b>								
	<b>DX LC10236MLF</b>	<b>5033</b>	<b>6039</b>	<b>102</b>	<b>20/36</b>	<b>30</b>	<b>76</b>	<b>384</b>	<b>71</b>
	<b>DX LC10236MRF</b>								
	<b>DX LC10242MLF</b>	<b>5102</b>	<b>6123</b>	<b>102</b>	<b>24/42</b>	<b>30</b>	<b>82</b>	<b>387</b>	<b>73</b>
	<b>DX LC10242MRF</b>								
	<b>DX LC10836MLF</b>	<b>5171</b>	<b>6205</b>	<b>108</b>	<b>20/36</b>	<b>30</b>	<b>88</b>	<b>390</b>	<b>75</b>
	<b>DX LC10836MRF</b>								
	<b>DX LC10842MLF</b>	<b>5240</b>	<b>6288</b>	<b>108</b>	<b>24/42</b>	<b>30</b>	<b>94</b>	<b>393</b>	<b>77</b>
	<b>DX LC10842MRF</b>								



## NOTE

### STANDARD FINISHES

For a complete list of standard wood finishes please refer to general information

### Code Description

- F file / file pedestal
- M full modesty panel
- L left pedestal position
- R right pedestal position

Dimensions are in inches and are approximate.

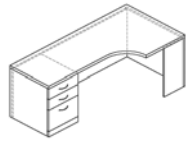
Contact Customer Service if dimensions are critical.

\* Indicates model illustrated by line drawing

# INDEX



DESCRIPTION	MODEL	STANDARD VENEER	PREMIUM VENEER	WIDTH	DEPTH	HEIGHT	KNEESPACE	WEIGHT	CUBIC FE
<b>"J" Corner Credenza</b> with 18" B/B/F pedestal and modesty panel	<b>DX JC7236MLB *</b>	<b>3865</b>	<b>4638</b>	<b>72</b>	<b>20/36</b>	<b>30</b>	<b>34</b>	<b>296</b>	<b>43</b>
	<b>DX JC7236MRB</b>								
	<b>DX JC7242MLB</b>	<b>3935</b>	<b>4722</b>	<b>72</b>	<b>24/42</b>	<b>30</b>	<b>30</b>	<b>310</b>	<b>48</b>
	<b>DX JC7242MRB</b>								
	<b>DX JC7836MLB</b>	<b>4004</b>	<b>4805</b>	<b>78</b>	<b>20/36</b>	<b>30</b>	<b>40</b>	<b>325</b>	<b>52</b>
	<b>DX JC7836MRB</b>								
	<b>DX JC7842MLB</b>	<b>4074</b>	<b>4888</b>	<b>78</b>	<b>24/42</b>	<b>30</b>	<b>36</b>	<b>340</b>	<b>60</b>
	<b>DX JC7842MRB</b>								
	<b>DX JC8436MLB</b>	<b>4143</b>	<b>4972</b>	<b>84</b>	<b>20/36</b>	<b>30</b>	<b>40</b>	<b>352</b>	<b>52</b>
	<b>DX JC8436MRB</b>								
	<b>DX JC8442MLB</b>	<b>4213</b>	<b>5055</b>	<b>84</b>	<b>24/42</b>	<b>30</b>	<b>46</b>	<b>360</b>	<b>60</b>
	<b>DX JC8442MRB</b>								
	<b>DX JC9036MLB</b>	<b>4282</b>	<b>5139</b>	<b>90</b>	<b>20/36</b>	<b>30</b>	<b>52</b>	<b>366</b>	<b>62</b>
	<b>DX JC9036MRB</b>								
	<b>DX JC9042MLB</b>	<b>4352</b>	<b>5222</b>	<b>90</b>	<b>24/42</b>	<b>30</b>	<b>58</b>	<b>371</b>	<b>64</b>
	<b>DX JC9042MRB</b>								
	<b>DX JC9636MLB</b>	<b>4421</b>	<b>5305</b>	<b>96</b>	<b>20/36</b>	<b>30</b>	<b>64</b>	<b>375</b>	<b>67</b>
	<b>DX JC9636MRB</b>								
	<b>DX JC9642MLB</b>	<b>4490</b>	<b>5389</b>	<b>96</b>	<b>24/42</b>	<b>30</b>	<b>70</b>	<b>381</b>	<b>69</b>
	<b>DX JC9642MRB</b>								
	<b>DX JC10236MLB</b>	<b>5388</b>	<b>6466</b>	<b>102</b>	<b>20/36</b>	<b>30</b>	<b>76</b>	<b>384</b>	<b>71</b>
	<b>DX JC10236MRB</b>								
	<b>DX JC10242MLB</b>	<b>5458</b>	<b>6550</b>	<b>102</b>	<b>24/42</b>	<b>30</b>	<b>82</b>	<b>387</b>	<b>73</b>
	<b>DX JC10242MRB</b>								
	<b>DX JC10836MLB</b>	<b>5528</b>	<b>6634</b>	<b>108</b>	<b>20/36</b>	<b>30</b>	<b>88</b>	<b>390</b>	<b>75</b>
	<b>DX JC10836MRB</b>								
	<b>DX JC10842MLB</b>	<b>5597</b>	<b>6717</b>	<b>108</b>	<b>24/42</b>	<b>30</b>	<b>94</b>	<b>393</b>	<b>77</b>
	<b>DX JC10842MRB</b>								



## NOTE

### STANDARD FINISHES

For a complete list of standard wood finishes please refer to general information

### Code Description

- B** box / box / file pedestal
- M** full modesty panel
- L** left pedestal position
- R** right pedestal position

Dimensions are in inches and are approximate.

Contact Customer Service if dimensions are critical.

\* Indicates model illustrated by line drawing

# INDEX



DESCRIPTION	MODEL	STANDARD VENEER	PREMIUM VENEER	WIDTH	DEPTH	HEIGHT	KNEESPACE	WEIGHT	CUBIC FE
<b>"J" Corner Credenza</b> with 18" F/F pedestal and modesty panel	<b>DX JC7236MLF *</b>	<b>3865</b>	<b>4638</b>	<b>72</b>	<b>20/36</b>	<b>30</b>	<b>34</b>	<b>296</b>	<b>43</b>
	<b>DX JC7236MRF</b>								
	<b>DX JC7242MLF</b>	<b>3935</b>	<b>4722</b>	<b>72</b>	<b>24/42</b>	<b>30</b>	<b>30</b>	<b>310</b>	<b>48</b>
	<b>DX JC7242MRF</b>								
	<b>DX JC7836MLF</b>	<b>4004</b>	<b>4805</b>	<b>78</b>	<b>20/36</b>	<b>30</b>	<b>40</b>	<b>325</b>	<b>52</b>
	<b>DX JC7836MRF</b>								
	<b>DX JC7842MLF</b>	<b>4074</b>	<b>4888</b>	<b>78</b>	<b>24/42</b>	<b>30</b>	<b>36</b>	<b>340</b>	<b>60</b>
	<b>DX JC7842MRF</b>								
	<b>DX JC8436MLF</b>	<b>4143</b>	<b>4972</b>	<b>84</b>	<b>20/36</b>	<b>30</b>	<b>40</b>	<b>352</b>	<b>52</b>
	<b>DX JC8436MRF</b>								
	<b>DX JC8442MLF</b>	<b>4213</b>	<b>5055</b>	<b>84</b>	<b>24/42</b>	<b>30</b>	<b>46</b>	<b>360</b>	<b>60</b>
	<b>DX JC8442MRF</b>								
	<b>DX JC9036MLF</b>	<b>4282</b>	<b>5139</b>	<b>90</b>	<b>20/36</b>	<b>30</b>	<b>52</b>	<b>366</b>	<b>62</b>
	<b>DX JC9036MRF</b>								
	<b>DX JC9042MLF</b>	<b>4352</b>	<b>5222</b>	<b>90</b>	<b>24/42</b>	<b>30</b>	<b>58</b>	<b>371</b>	<b>64</b>
	<b>DX JC9042MRF</b>								
	<b>DX JC9636MLF</b>	<b>4421</b>	<b>5305</b>	<b>96</b>	<b>20/36</b>	<b>30</b>	<b>64</b>	<b>375</b>	<b>67</b>
	<b>DX JC9636MRF</b>								
	<b>DX JC9642MLF</b>	<b>4490</b>	<b>5389</b>	<b>96</b>	<b>24/42</b>	<b>30</b>	<b>70</b>	<b>381</b>	<b>69</b>
	<b>DX JC9642MRF</b>								
	<b>DX JC10236MLF</b>	<b>5388</b>	<b>6466</b>	<b>102</b>	<b>20/36</b>	<b>30</b>	<b>76</b>	<b>384</b>	<b>71</b>
	<b>DX JC10236MRF</b>								
	<b>DX JC10242MLF</b>	<b>5458</b>	<b>6550</b>	<b>102</b>	<b>24/42</b>	<b>30</b>	<b>82</b>	<b>387</b>	<b>73</b>
	<b>DX JC10242MRF</b>								
	<b>DX JC10836MLF</b>	<b>5528</b>	<b>6634</b>	<b>108</b>	<b>20/36</b>	<b>30</b>	<b>88</b>	<b>390</b>	<b>75</b>
	<b>DX JC10836MRF</b>								
	<b>DX JC10842MLF</b>	<b>5597</b>	<b>6717</b>	<b>108</b>	<b>24/42</b>	<b>30</b>	<b>94</b>	<b>393</b>	<b>77</b>
	<b>DX JC10842MRF</b>								

## NOTE

### STANDARD FINISHES

For a complete list of standard wood finishes please refer to general information

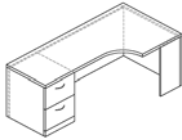
### Code Description

- F file / file pedestal
- M full modesty panel
- L left pedestal position
- R right pedestal position

Dimensions are in inches and are approximate.

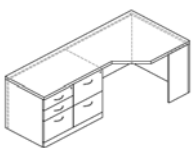
Contact Customer Service if dimensions are critical.

\* Indicates model illustrated by line drawing



# INDEX



DESCRIPTION	MODEL	STANDARD VENEER	PREMIUM VENEER	WIDTH	DEPTH	HEIGHT	KNEESPACE	WEIGHT	CUBIC FEET
<b>"L" Corner Credenza</b> with 2 units of 18" pedestal and modesty panel *front lock	DX LC7836MLFB	4106	4927	78	20/36	30	30	355	43
	DX LC7836MRFB								
	DX LC7836MLBF *								
	DX LC7836MRBF								
* 	DX LC7842MLFB	4210	5053	78	24/42	30	26	370	52
	DX LC7842MRFB								
	DX LC7842MLBF								
	DX LC7842MRBF								
	DX LC8436MLFB	4313	5176	84	20/36	30	36	385	52
	DX LC8436MRFB								
	DX LC8436MLBF								
	DX LC8436MRBF								
	DX LC8442MLFB	4416	5299	84	24/42	30	32	400	60
	DX LC8442MRFB								
	DX LC8442MLBF								
	DX LC8442MRBF								
	DX LC9036MLFB	4518	5422	90	20/36	30	42	366	62
	DX LC9036MRFB								
	DX LC9036MLBF								
	DX LC9036MRBF								
	DX LC9042MLFB	4621	5545	90	24/42	30	38	371	64
	DX LC9042MRFB								
	DX LC9042MLBF								
	DX LC9042MRBF								
	DX LC9636MLFB	4723	5668	96	20/36	30	48	375	67
	DX LC9636MRFB								
	DX LC9636MLBF								
	DX LC9636MRBF								
	DX LC9642MLFB	4826	5791	96	24/42	30	44	381	69
	DX LC9642MRFB								
	DX LC9642MLBF								
	DX LC9642MRBF								

## NOTE

### STANDARD FINISHES

For a complete list of standard wood finishes please refer to general information

### Code Description

- B** box / box / file pedestal
- F** file / file pedestal
- M** full modesty panel
- L** left pedestal position
- R** right pedestal position

Dimensions are in inches and are approximate.

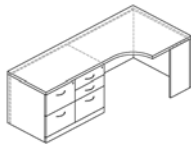
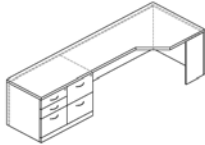
Contact Customer Service if dimensions are critical.

\* Indicates model illustrated by line drawing

# INDEX



DESCRIPTION	MODEL	STANDARD VENEER	PREMIUM VENEER	WIDTH	DEPTH	HEIGHT	KNEESPACE	WEIGHT	CUBIC FE
<b>"L" Corner Credenza</b> with 2 units of 18" pedestal and modesty panel *front lock	DX LC10236MLFB	5549	6659	102	20/36	30	54	384	71
	DX LC10236MRFB								
	DX LC10236MLBF *								
	DX LC10236MRBF								
*	DX LC10242MLFB	5651	6782	102	24/42	30	50	387	73
	DX LC10242MRFB								
	DX LC10242MLBF								
	DX LC10224MRBF								
	DX LC10836MLFB	5721	6865	108	20/36	30	60	390	75
	DX LC10836MRFB								
	DX LC10836MLBF								
	DX LC10836MRBF								
	DX LC10842MLFB	5790	6948	108	24/42	30	56	393	77
	DX LC10842MRFB								
	DX LC10842MLBF								
	DX LC10842MRBF								
<b>"J" Corner Credenza</b> with 2 units of 18" pedestal and modesty panel *front lock	DX JC7836MLFB *	4326	5191	78	20/36	30	30	355	43
	DX JC7836MRFB								
	DX JC7836MLBF								
	DX JC7836MRBF								
*	DX JC7842MLFB	4431	5317	78	24/42	30	26	370	52
	DX JC7842MRFB								
	DX JC7842MLBF								
	DX JC7842MRBF								
	DX JC8436MLFB	4533	5440	84	20/36	30	36	385	52
	DX JC8436MRFB								
	DX JC8436MLBF								
	DX JC8436MRBF								
	DX JC8442MLFB	4636	5563	84	24/42	30	32	400	60
	DX JC8442MRFB								
	DX JC8442MLBF								
	DX JC8442MRBF								



## NOTE

### STANDARD FINISHES

For a complete list of standard wood finishes please refer to general information

\* Indicates model illustrated by line drawing

### Code Description

- B** box / box / file pedestal
- F** file / file pedestal
- M** full modesty panel
- L** left pedestal position
- R** right pedestal position

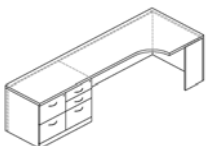
Dimensions are in inches and are approximate.

Contact Customer Service if dimensions are critical.

# INDEX



DESCRIPTION	MODEL	STANDARD VENEER	PREMIUM VENEER	WIDTH	DEPTH	HEIGHT	KNEESPACE	WEIGHT	CUBIC FE
<b>"J" Corner Credenza</b> with 2 units of 18" pedestal and modesty panel *front lock	DX JC9036MLFB*	4739	5686	90	20/36	30	42	366	62
	DX JC9036MRFB								
	DX JC9036MLBF								
	DX JC9036MRBF								
*	DX JC9042MLFB	4841	5809	90	24/42	30	38	371	64
	DX JC9042MRFB								
	DX JC9042MLBF								
	DX JC9042MRBF								
	DX JC9636MLFB	4944	5932	96	20/36	30	48	375	67
	DX JC9636MRFB								
	DX JC9636MLBF								
	DX JC9636MRBF								
	DX JC9642MLFB	5046	6055	96	24/42	30	44	381	69
	DX JC9642MRFB								
	DX JC9642MLBF								
	DX JC9642MRBF								
	DX JC10236MLFB*	5804	6964	102	20/36	30	54	384	71
	DX JC10236MRFB								
	DX JC10236MLBF								
	DX JC10236MRBF								
	DX JC10242MLFB	5873	7048	102	24/42	30	50	387	73
	DX JC10242MRFB								
	DX JC10242MLBF								
	DX JC10242MRBF								
	DX JC10836MLFB	5941	7130	108	20/36	30	60	390	75
	DX JC10836MRFB								
	DX JC10836MLBF								
	DX JC10836MRBF								
	DX JC10842MLFB	6011	7213	108	24/42	30	56	393	77
	DX JC10842MRFB								
	DX JC10842MLBF								
	DX JC10842MRBF								



## NOTE

### STANDARD FINISHES

For a complete list of standard wood finishes please refer to general information

### Code Description

- B** box / box / file pedestal
- F** file / file pedestal
- M** full modesty panel
- L** left pedestal position
- R** right pedestal position

Dimensions are in inches and are approximate.

Contact Customer Service if dimensions are critical.

\* Indicates model illustrated by line drawing

# INDEX



DESCRIPTION	MODEL	STANDARD VENEER	PREMIUM VENEER	WIDTH	DEPTH	HEIGHT	WEIGHT	CUBIC FE
<b>Modular Pedestal</b> box / box / file without top	<b>DX MP1819B</b>	<b>1715</b>	<b>2059</b>	<b>18</b>	<b>19</b>	<b>28.5</b>	<b>61</b>	<b>7</b>
	<b>DX MP1823B</b>	<b>1853</b>	<b>2224</b>	<b>18</b>	<b>23</b>	<b>28.5</b>	<b>66</b>	<b>8</b>
<b>Modular Pedestal</b> file / file without top	<b>DX MP1819F</b>	<b>1607</b>	<b>1929</b>	<b>18</b>	<b>19</b>	<b>28.5</b>	<b>61</b>	<b>7</b>
	<b>DX MP1823F</b>	<b>1742</b>	<b>2090</b>	<b>18</b>	<b>23</b>	<b>28.5</b>	<b>66</b>	<b>8</b>
<b>Modular Pedestal</b> without top, one file drawer grommet on bottom shelf	<b>DX MP1819SF</b>	<b>1513</b>	<b>1815</b>	<b>18</b>	<b>19</b>	<b>28.5</b>	<b>61</b>	<b>7</b>
	<b>DX MP1823SF</b>	<b>1632</b>	<b>1958</b>	<b>18</b>	<b>23</b>	<b>28.5</b>	<b>66</b>	<b>8</b>
<b>Modular Pedestal</b> single door bookcase without top	<b>DX MP1819LBC *</b>	<b>1169</b>	<b>1402</b>	<b>18</b>	<b>19</b>	<b>28.5</b>	<b>61</b>	<b>7</b>
	<b>DX MP1819RBC</b>							
	<b>DX MP1823LBC</b>	<b>1224</b>	<b>1469</b>	<b>18</b>	<b>23</b>	<b>28.5</b>	<b>66</b>	<b>8</b>
	<b>DX MP1823RBC</b>							
<b>Modular Pedestal</b> double door bookcase without top	<b>DX MP3019BC</b>	<b>1372</b>	<b>1646</b>	<b>30</b>	<b>19</b>	<b>28.5</b>	<b>96</b>	<b>12</b>
	<b>DX MP3023BC</b>	<b>1398</b>	<b>1678</b>	<b>30</b>	<b>23</b>	<b>28.5</b>	<b>104</b>	<b>14</b>
	<b>DX MP3619BC</b>	<b>1438</b>	<b>1725</b>	<b>36</b>	<b>19</b>	<b>28.5</b>	<b>100</b>	<b>14</b>
	<b>DX MP3623BC</b>	<b>1451</b>	<b>1741</b>	<b>36</b>	<b>23</b>	<b>28.5</b>	<b>108</b>	<b>17</b>

## NOTE

### STANDARD FINISHES

For a complete list of standard wood finishes please refer to general information

\* Indicates model illustrated by line drawing

### Code Description




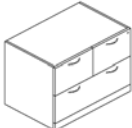
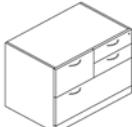
**B** box / box / file pedestal  
**F** file / file pedestal  
**BC** bookcase  
**L** left hinge door  
**R** right hinge door

Dimensions are in inches and are approximate.

Contact Customer Service if dimensions are critical.

# INDEX



DESCRIPTION	MODEL	STANDARD VENEER	PREMIUM VENEER	WIDTH	DEPTH	HEIGHT	WEIGHT	CUBIC FEET
<b>Modular Pedestal</b> lateral file without top 	<b>DX MP3019LT</b>	<b>1923</b>	<b>2307</b>	<b>30</b>	<b>19</b>	<b>28.5</b>	104	12
	<b>DX MP3023LT</b>	<b>1992</b>	<b>2391</b>	<b>30</b>	<b>23</b>	<b>28.5</b>	112	14
	<b>DX MP3619LT</b>	<b>2062</b>	<b>2474</b>	<b>36</b>	<b>19</b>	<b>28.5</b>	114	14
	<b>DX MP3623LT</b>	<b>2131</b>	<b>2557</b>	<b>36</b>	<b>23</b>	<b>28.5</b>	116	17
<b>Modular Pedestal</b> without top, lateral file drawer 	<b>DX MP3619LT1</b>	<b>2040</b>	<b>2448</b>	<b>36</b>	<b>19</b>	<b>28.5</b>	114	14
	<b>DX MP3623LT1</b>	<b>2106</b>	<b>2527</b>	<b>36</b>	<b>23</b>	<b>28.5</b>	116	17
<b>Modular Pedestal</b> without top, with 2 large drawer & 1 lateral file drawer 	<b>DX MP3619LT2</b>	<b>2139</b>	<b>2567</b>	<b>36</b>	<b>19</b>	<b>28.5</b>	114	14
	<b>DX MP3623LT2</b>	<b>2194</b>	<b>2633</b>	<b>36</b>	<b>23</b>	<b>28.5</b>	116	17
<b>Modular Pedestal</b> file / file / lateral without top 	<b>DX MP3619LT3</b>	<b>2238</b>	<b>2686</b>	<b>36</b>	<b>19</b>	<b>28.5</b>	114	14
	<b>DX MP3623LT3</b>	<b>2293</b>	<b>2752</b>	<b>36</b>	<b>23</b>	<b>28.5</b>	116	17
<b>Modular Pedestal</b> combination file pedestal without top 	<b>DX MP3619LT4</b>	<b>2359</b>	<b>2831</b>	<b>36</b>	<b>19</b>	<b>28.5</b>	114	14
	<b>DX MP3623LT4</b>	<b>2414</b>	<b>2897</b>	<b>36</b>	<b>23</b>	<b>28.5</b>	116	17

## NOTE

### STANDARD FINISHES

For a complete list of standard wood finishes please refer to general information

Dimensions are in inches and are approximate.

Contact Customer Service if dimensions are critical.

\* Indicates model illustrated by line drawing

# INDEX



DESCRIPTION	MODEL	STANDARD VENEER	PREMIUM VENEER	WIDTH	DEPTH	HEIGHT	WEIGHT	CUBIC FE
<b>Mobile Pedestal</b> box / file	<b>DX M1822F</b>	<b>1738</b>	<b>2085</b>	<b>18</b>	<b>19</b>	<b>24.5</b>	<b>110</b>	<b>8</b>



<b>Mobile Pedestal</b> with Grade 1 fabric on cushion top box / file	<b>DX M1822C</b>	<b>1962</b>	<b>2355</b>	<b>18</b>	<b>19</b>	<b>24.5</b>	<b>110</b>	<b>8</b>
--	------------------	-------------	-------------	-----------	-----------	-------------	------------	----------



## NOTE

### STANDARD FINISHES

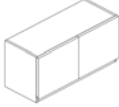
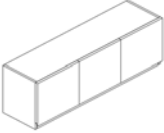
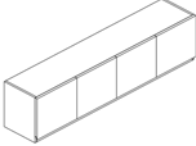
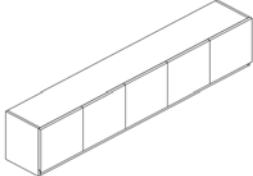
For a complete list of standard wood finishes please refer to general information

Dimensions are in inches and are approximate.  
Contact Customer Service if dimensions are critical.

\* Indicates model illustrated by line drawing

# INDEX



DESCRIPTION	MODEL	STANDARD VENEER	PREMIUM VENEER	WIDTH	DEPTH	HEIGHT	WEIGHT	CUBIC FEET
<b>Wall Hung Cabinet</b> 2 doors 	<b>DX W361518</b>	<b>1179</b>	<b>1414</b>	<b>36</b>	<b>15</b>	<b>18</b>	<b>23</b>	<b>6</b>
	<b>DX W421518</b>	<b>1303</b>	<b>1564</b>	<b>42</b>	<b>15</b>	<b>18</b>	<b>57</b>	<b>8</b>
<b>Wall Hung Cabinet</b> 3 doors 	<b>DX W481518</b>	<b>1603</b>	<b>1924</b>	<b>48</b>	<b>15</b>	<b>18</b>	<b>77</b>	<b>9</b>
	<b>DX W541518</b>	<b>1702</b>	<b>2043</b>	<b>54</b>	<b>15</b>	<b>18</b>	<b>82</b>	<b>10</b>
	<b>DX W601518</b>	<b>1801</b>	<b>2162</b>	<b>60</b>	<b>15</b>	<b>18</b>	<b>88</b>	<b>11</b>
<b>Wall Hung Cabinet</b> 4 doors 	<b>DX W661518</b>	<b>1879</b>	<b>2254</b>	<b>66</b>	<b>15</b>	<b>18</b>	<b>94</b>	<b>12</b>
	<b>DX W721518</b>	<b>1978</b>	<b>2373</b>	<b>72</b>	<b>15</b>	<b>18</b>	<b>99</b>	<b>13</b>
	<b>DX W781518</b>	<b>2077</b>	<b>2493</b>	<b>78</b>	<b>15</b>	<b>18</b>	<b>102</b>	<b>14</b>
<b>Wall Hung Cabinet</b> 5 doors 	<b>DX W841518</b>	<b>2183</b>	<b>2620</b>	<b>84</b>	<b>15</b>	<b>18</b>	<b>105</b>	<b>15</b>
	<b>DX W901518</b>	<b>2282</b>	<b>2739</b>	<b>90</b>	<b>15</b>	<b>18</b>	<b>110</b>	<b>16</b>

## NOTE

### STANDARD FINISHES

For a complete list of standard wood finishes please refer to general information


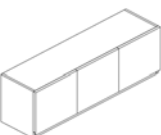
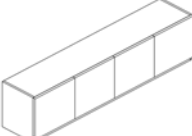
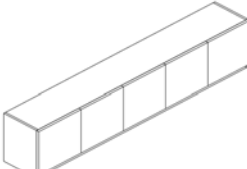
Dimensions are in inches and are approximate.

Contact Customer Service if dimensions are critical.

\* Indicates model illustrated by line drawing

# INDEX



DESCRIPTION	MODEL	STANDARD VENEER	PREMIUM VENEER	WIDTH	DEPTH	HEIGHT	WEIGHT	CUBIC FEET
<b>Wall Hung Cabinet</b> 2 doors and 1 down light 	<b>DX W361518D</b>	<b>1305</b>	<b>1566</b>	<b>36</b>	<b>15</b>	<b>18</b>	<b>23</b>	<b>6</b>
	<b>DX W421518D</b>	<b>1430</b>	<b>1716</b>	<b>42</b>	<b>15</b>	<b>18</b>	<b>57</b>	<b>8</b>
<b>Wall Hung Cabinet</b> 3 doors and 1 down light 	<b>DX W481518D</b>	<b>1730</b>	<b>2076</b>	<b>48</b>	<b>15</b>	<b>18</b>	<b>77</b>	<b>9</b>
	<b>DX W541518D</b>	<b>1829</b>	<b>2195</b>	<b>54</b>	<b>15</b>	<b>18</b>	<b>82</b>	<b>10</b>
	<b>DX W601518D</b>	<b>1928</b>	<b>2314</b>	<b>60</b>	<b>15</b>	<b>18</b>	<b>88</b>	<b>11</b>
<b>Wall Hung Cabinet</b> 4 doors and 2 down lights 	<b>DX W661518D</b>	<b>2005</b>	<b>2407</b>	<b>66</b>	<b>15</b>	<b>18</b>	<b>94</b>	<b>12</b>
	<b>DX W721518D</b>	<b>2105</b>	<b>2526</b>	<b>72</b>	<b>15</b>	<b>18</b>	<b>99</b>	<b>13</b>
	<b>DX W781518D</b>	<b>2204</b>	<b>2645</b>	<b>78</b>	<b>15</b>	<b>18</b>	<b>102</b>	<b>14</b>
<b>Wall Hung Cabinet</b> 5 doors and 3 down lights 	<b>DX W841518D</b>	<b>2310</b>	<b>2772</b>	<b>84</b>	<b>15</b>	<b>18</b>	<b>105</b>	<b>15</b>
	<b>DX W901518D</b>	<b>2409</b>	<b>2891</b>	<b>90</b>	<b>15</b>	<b>18</b>	<b>110</b>	<b>16</b>

**NOTE**

**STANDARD FINISHES**

For a complete list of standard wood finishes please refer to general information

**Code Description**

**D** down light

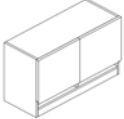
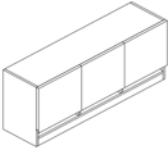
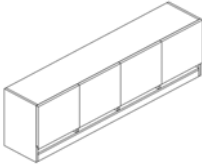
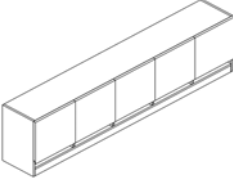
Dimensions are in inches and are approximate.

Contact Customer Service if dimensions are critical.

\* Indicates model illustrated by line drawing


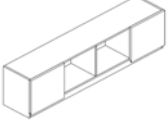
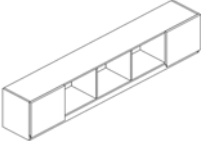
# INDEX



DESCRIPTION	MODEL	STANDARD VENEER	PREMIUM VENEER	WIDTH	DEPTH	HEIGHT	WEIGHT	CUBIC FE
<b>Wall Hung Cabinet</b> 2 doors, 1 down light, and paper management 	<b>DX W361520DP</b>	<b>1526</b>	<b>1831</b>	<b>36</b>	<b>15</b>	<b>20</b>	<b>23</b>	<b>6</b>
	<b>DX W421520DP</b>	<b>1650</b>	<b>1981</b>	<b>42</b>	<b>15</b>	<b>20</b>	<b>57</b>	<b>8</b>
<b>Wall Hung Cabinet</b> 3 doors, 1 down light, and paper management 	<b>DX W481520DP</b>	<b>1950</b>	<b>2340</b>	<b>48</b>	<b>15</b>	<b>20</b>	<b>77</b>	<b>9</b>
	<b>DX W541520DP</b>	<b>2050</b>	<b>2459</b>	<b>54</b>	<b>15</b>	<b>20</b>	<b>82</b>	<b>10</b>
	<b>DX W601520DP</b>	<b>2149</b>	<b>2579</b>	<b>60</b>	<b>15</b>	<b>20</b>	<b>88</b>	<b>11</b>
<b>Wall Hung Cabinet</b> 4 doors, 2 down lights, and paper management 	<b>DX W661520DP</b>	<b>2226</b>	<b>2671</b>	<b>66</b>	<b>15</b>	<b>20</b>	<b>94</b>	<b>12</b>
	<b>DX W721520DP</b>	<b>2325</b>	<b>2790</b>	<b>72</b>	<b>15</b>	<b>20</b>	<b>99</b>	<b>13</b>
	<b>DX W781520DP</b>	<b>2424</b>	<b>2909</b>	<b>78</b>	<b>15</b>	<b>20</b>	<b>102</b>	<b>14</b>
<b>Wall Hung Cabinet</b> 5 doors, 3 down lights, and paper management 	<b>DX W841520DP</b>	<b>2530</b>	<b>3036</b>	<b>84</b>	<b>15</b>	<b>20</b>	<b>105</b>	<b>15</b>
	<b>DX W901520DP</b>	<b>2629</b>	<b>3155</b>	<b>90</b>	<b>15</b>	<b>20</b>	<b>110</b>	<b>16</b>
<b>STANDARD FINISHES</b> For a complete list of standard wood finishes please refer to general information	<b>Code Description</b> D down light P paper management	Dimensions are in inches and are approximate. Contact Customer Service if dimensions are critical.						
* Indicates model illustrated by line drawing								

# INDEX



DESCRIPTION	MODEL	STANDARD VENEER	PREMIUM VENEER	WIDTH	DEPTH	HEIGHT	WEIGHT	CUBIC FEET
<b>Wall Hung Cabinet</b> 2 doors and 1 down light 	<b>DX W481518DO</b>	<b>1730</b>	<b>2076</b>	<b>48</b>	<b>15</b>	<b>18</b>	88	11
	<b>DX W541518DO</b>	<b>1829</b>	<b>2195</b>	<b>54</b>	<b>15</b>	<b>18</b>	82	10
	<b>DX W601518DO</b>	<b>1928</b>	<b>2314</b>	<b>60</b>	<b>15</b>	<b>18</b>	88	11
<b>Wall Hung Cabinet</b> 2 doors and 2 down lights 	<b>DX W661518DO</b>	<b>2005</b>	<b>2407</b>	<b>66</b>	<b>15</b>	<b>18</b>	94	12
	<b>DX W721518DO</b>	<b>2105</b>	<b>2526</b>	<b>72</b>	<b>15</b>	<b>18</b>	99	13
	<b>DX W781518DO</b>	<b>2204</b>	<b>2645</b>	<b>78</b>	<b>15</b>	<b>18</b>	102	14
<b>Wall Hung Cabinet</b> 2 doors and 3 down lights 	<b>DX W841518DO</b>	<b>2310</b>	<b>2772</b>	<b>84</b>	<b>15</b>	<b>18</b>	105	15
	<b>DX W901518DO</b>	<b>2409</b>	<b>2891</b>	<b>90</b>	<b>15</b>	<b>18</b>	110	16

## NOTE

### STANDARD FINISHES

For a complete list of standard wood finishes please refer to general information

### Code Description

- D** down light
- O** open shelf


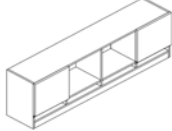
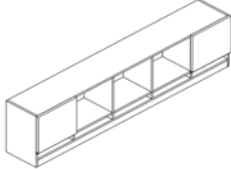
Dimensions are in inches and are approximate.

Contact Customer Service if dimensions are critical.

\* Indicates model illustrated by line drawing

# INDEX



DESCRIPTION	MODEL	STANDARD VENEER	PREMIUM VENEER	WIDTH	DEPTH	HEIGHT	WEIGHT	CUBIC FE
<b>Wall Hung Cabinet</b> 2 doors, 1 down light, and paper management 	DX W481521DPO	1950	2340	48	15	20	88	11
	DX W541521DPO	2050	2459	54	15	20	82	10
	DX W601521DPO	2149	2579	60	15	20	88	11
<b>Wall Hung Cabinet</b> 2 doors, 2 down lights, and paper management 	DX W661521DPO	2226	2671	66	15	20	94	12
	DX W721521DPO	2325	2790	72	15	20	99	13
	DX W781521DPO	2424	2909	78	15	20	102	14
<b>Wall Hung Cabinet</b> 2 doors, 3 down lights, and paper management 	DX W841521DPO	2530	3036	84	15	20	105	15
	DX W901521DPO	2629	3155	90	15	20	110	16

## NOTE

### STANDARD FINISHES

For a complete list of standard wood finishes please refer to general information

### Code Description

- D down light
- P paper management
- O open shelf

Dimensions are in inches and are approximate.

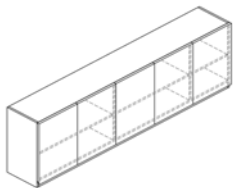
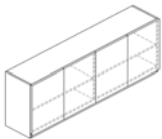
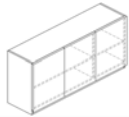
Contact Customer Service if dimensions are critical.

\* Indicates model illustrated by line drawing

# INDEX



DESCRIPTION	MODEL	STANDARD VENEER	PREMIUM VENEER	WIDTH	DEPTH	HEIGHT	WEIGHT	CUBIC FE
<b>Wall Hung Cabinet</b> 2 doors and 1 adjustable shelf	<b>DX W361531</b>	<b>1471</b>	<b>1765</b>	<b>36</b>	<b>15</b>	<b>31.5</b>	<b>23</b>	<b>6</b>
	<b>DX W421531</b>	<b>1609</b>	<b>1930</b>	<b>42</b>	<b>15</b>	<b>31.5</b>	<b>57</b>	<b>8</b>
<b>Wall Hung Cabinet</b> 3 doors and 2 adjustable shelves	<b>DX W481531</b>	<b>1763</b>	<b>2115</b>	<b>48</b>	<b>15</b>	<b>31.5</b>	<b>77</b>	<b>9</b>
	<b>DX W541531</b>	<b>1836</b>	<b>2203</b>	<b>54</b>	<b>15</b>	<b>31.5</b>	<b>82</b>	<b>10</b>
	<b>DX W601531</b>	<b>2064</b>	<b>2477</b>	<b>60</b>	<b>15</b>	<b>31.5</b>	<b>88</b>	<b>11</b>
<b>Wall Hung Cabinet</b> 4 doors and 2 adjustable shelves	<b>DX W661531</b>	<b>2171</b>	<b>2605</b>	<b>66</b>	<b>15</b>	<b>31.5</b>	<b>94</b>	<b>12</b>
	<b>DX W721531</b>	<b>2249</b>	<b>2699</b>	<b>72</b>	<b>15</b>	<b>31.5</b>	<b>99</b>	<b>13</b>
	<b>DX W781531</b>	<b>2330</b>	<b>2795</b>	<b>78</b>	<b>15</b>	<b>31.5</b>	<b>102</b>	<b>14</b>
<b>Wall Hung Cabinet</b> 5 doors and 3 adjustable shelves	<b>DX W841531</b>	<b>2410</b>	<b>2892</b>	<b>84</b>	<b>15</b>	<b>31.5</b>	<b>105</b>	<b>15</b>
	<b>DX W901531</b>	<b>2491</b>	<b>2989</b>	<b>90</b>	<b>15</b>	<b>31.5</b>	<b>110</b>	<b>16</b>



## NOTE

### STANDARD FINISHES

For a complete list of standard wood finishes please refer to general information


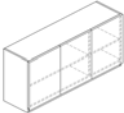

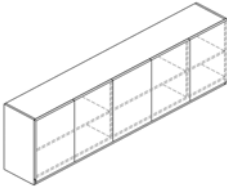
Dimensions are in inches and are approximate.

Contact Customer Service if dimensions are critical.

\* Indicates model illustrated by line drawing

# INDEX



DESCRIPTION	MODEL	STANDARD VENEER	PREMIUM VENEER	WIDTH	DEPTH	HEIGHT	WEIGHT	CUBIC FE
<b>Wall Hung Cabinet</b> 2 doors, 1 down light, and 1 adjustable shelf 	<b>DX W361531D</b>	<b>1598</b>	<b>1917</b>	<b>36</b>	<b>15</b>	<b>31.5</b>	<b>23</b>	<b>6</b>
	<b>DX W421531D</b>	<b>1735</b>	<b>2082</b>	<b>42</b>	<b>15</b>	<b>31.5</b>	<b>57</b>	<b>8</b>
<b>Wall Hung Cabinet</b> 3 doors, 1 down light, and 2 adjustable shelves 	<b>DX W481531D</b>	<b>1890</b>	<b>2268</b>	<b>48</b>	<b>15</b>	<b>31.5</b>	<b>77</b>	<b>9</b>
	<b>DX W541531D</b>	<b>1962</b>	<b>2355</b>	<b>54</b>	<b>15</b>	<b>31.5</b>	<b>82</b>	<b>10</b>
	<b>DX W601531D</b>	<b>2191</b>	<b>2629</b>	<b>60</b>	<b>15</b>	<b>31.5</b>	<b>88</b>	<b>11</b>
<b>Wall Hung Cabinet</b> 4 doors, 2 down lights, and 2 adjustable shelves 	<b>DX W661531D</b>	<b>2298</b>	<b>2757</b>	<b>66</b>	<b>15</b>	<b>31.5</b>	<b>94</b>	<b>12</b>
	<b>DX W721531D</b>	<b>2376</b>	<b>2851</b>	<b>72</b>	<b>15</b>	<b>31.5</b>	<b>99</b>	<b>13</b>
	<b>DX W781531D</b>	<b>2456</b>	<b>2948</b>	<b>78</b>	<b>15</b>	<b>31.5</b>	<b>102</b>	<b>14</b>
<b>Wall Hung Cabinet</b> 5 doors, 3 down lights, and 3 adjustable shelves 	<b>DX W841531D</b>	<b>2537</b>	<b>3044</b>	<b>84</b>	<b>15</b>	<b>31.5</b>	<b>105</b>	<b>15</b>
	<b>DX W901531D</b>	<b>2617</b>	<b>3141</b>	<b>90</b>	<b>15</b>	<b>31.5</b>	<b>110</b>	<b>16</b>

## NOTE

### STANDARD FINISHES

For a complete list of standard wood finishes please refer to general information

### Code Description

D down light


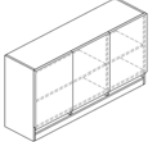
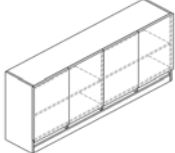
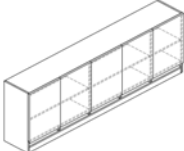
Dimensions are in inches and are approximate.

Contact Customer Service if dimensions are critical.

\* Indicates model illustrated by line drawing

# INDEX



DESCRIPTION	MODEL	STANDARD VENEER	PREMIUM VENEER	WIDTH	DEPTH	HEIGHT	WEIGHT	CUBIC FE
<b>Wall Hung Cabinet</b> 2 doors, 1 down light, paper management, and 1 adjustable shelf 	<b>DX W361533DP</b>	<b>1818</b>	<b>2182</b>	<b>36</b>	<b>15</b>	<b>33.5</b>	<b>23</b>	<b>6</b>
	<b>DX W421533DP</b>	<b>1956</b>	<b>2347</b>	<b>42</b>	<b>15</b>	<b>33.5</b>	<b>57</b>	<b>8</b>
<b>Wall Hung Cabinet</b> 3 doors, 1 down light, paper management, and 2 adjustable shelves 	<b>DX W481533DP</b>	<b>2110</b>	<b>2532</b>	<b>48</b>	<b>15</b>	<b>33.5</b>	<b>77</b>	<b>9</b>
	<b>DX W541533DP</b>	<b>2183</b>	<b>2620</b>	<b>54</b>	<b>15</b>	<b>33.5</b>	<b>82</b>	<b>10</b>
	<b>DX W601533DP</b>	<b>2411</b>	<b>2893</b>	<b>60</b>	<b>15</b>	<b>33.5</b>	<b>88</b>	<b>11</b>
<b>Wall Hung Cabinet</b> 4 doors, 2 down lights, paper management, and 2 adjustable shelves 	<b>DX W661533DP</b>	<b>2518</b>	<b>3022</b>	<b>66</b>	<b>15</b>	<b>33.5</b>	<b>94</b>	<b>12</b>
	<b>DX W721533DP</b>	<b>2596</b>	<b>3116</b>	<b>72</b>	<b>15</b>	<b>33.5</b>	<b>99</b>	<b>13</b>
	<b>DX W781533DP</b>	<b>2677</b>	<b>3212</b>	<b>78</b>	<b>15</b>	<b>33.5</b>	<b>102</b>	<b>14</b>
<b>Wall Hung Cabinet</b> 5 doors, 3 down lights, paper management, and 3 adjustable shelves 	<b>DX W841533DP</b>	<b>2757</b>	<b>3309</b>	<b>84</b>	<b>15</b>	<b>33.5</b>	<b>105</b>	<b>15</b>
	<b>DX W901533DP</b>	<b>2838</b>	<b>3405</b>	<b>90</b>	<b>15</b>	<b>33.5</b>	<b>110</b>	<b>16</b>

## NOTE

### STANDARD FINISHES

For a complete list of standard wood finishes please refer to general information

### Code Description

D down light  
P paper management


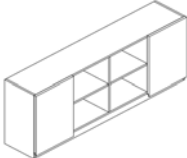
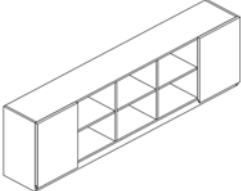
Dimensions are in inches and are approximate.

Contact Customer Service if dimensions are critical.

\* Indicates model illustrated by line drawing

# INDEX



DESCRIPTION	MODEL	STANDARD VENEER	PREMIUM VENEER	WIDTH	DEPTH	HEIGHT	WEIGHT	CUBIC FE
<b>Wall Hung Cabinet</b> 2 doors, 1 down light, and 3 adjustable shelves 	<b>DX W481531DO</b>	<b>1890</b>	<b>2268</b>	<b>48</b>	<b>15</b>	<b>31.5</b>	<b>88</b>	<b>11</b>
	<b>DX W541531DO</b>	<b>1962</b>	<b>2355</b>	<b>54</b>	<b>15</b>	<b>31.5</b>	<b>82</b>	<b>10</b>
	<b>DX W601531DO</b>	<b>2191</b>	<b>2629</b>	<b>60</b>	<b>15</b>	<b>31.5</b>	<b>88</b>	<b>11</b>
<b>Wall Hung Cabinet</b> 2 doors, 2 down lights, and 4 adjustable shelves 	<b>DX W661531DO</b>	<b>2298</b>	<b>2757</b>	<b>66</b>	<b>15</b>	<b>31.5</b>	<b>94</b>	<b>12</b>
	<b>DX W721531DO</b>	<b>2376</b>	<b>2851</b>	<b>72</b>	<b>15</b>	<b>31.5</b>	<b>99</b>	<b>13</b>
	<b>DX W781531DO</b>	<b>2456</b>	<b>2948</b>	<b>78</b>	<b>15</b>	<b>31.5</b>	<b>102</b>	<b>14</b>
<b>Wall Hung Cabinet</b> 2 doors, 3 down lights, and 5 adjustable shelves 	<b>DX W841531DO</b>	<b>2537</b>	<b>3044</b>	<b>84</b>	<b>15</b>	<b>31.5</b>	<b>105</b>	<b>15</b>
	<b>DX W901531DO</b>	<b>2617</b>	<b>3141</b>	<b>90</b>	<b>15</b>	<b>31.5</b>	<b>110</b>	<b>16</b>

## NOTE

### STANDARD FINISHES

For a complete list of standard wood finishes please refer to general information

### Code Description

- D down light
- P paper management
- O open shelf


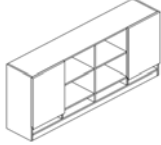
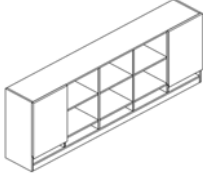
Dimensions are in inches and are approximate.

Contact Customer Service if dimensions are critical.

\* Indicates model illustrated by line drawing

# INDEX



DESCRIPTION	MODEL	STANDARD VENEER	PREMIUM VENEER	WIDTH	DEPTH	HEIGHT	WEIGHT	CUBIC FE
<b>Wall Hung Cabinet</b> 2 doors , 1 down light, 3 adjustable shelves, and paper management 	<b>DX W481533DPO</b>	<b>2110</b>	<b>2532</b>	<b>48</b>	<b>15</b>	<b>33.5</b>	88	11
	<b>DX W541533DPO</b>	<b>2183</b>	<b>2620</b>	<b>54</b>	<b>15</b>	<b>33.5</b>	82	10
	<b>DX W601533DPO</b>	<b>2411</b>	<b>2893</b>	<b>60</b>	<b>15</b>	<b>33.5</b>	88	11
<b>Wall Hung Cabinet</b> 2 doors, 2 down lights, 4 adjustable shelves, and paper management 	<b>DX W661533DPO</b>	<b>2518</b>	<b>3022</b>	<b>66</b>	<b>15</b>	<b>33.5</b>	94	12
	<b>DX W721533DPO</b>	<b>2596</b>	<b>3116</b>	<b>72</b>	<b>15</b>	<b>33.5</b>	99	13
	<b>DX W781533DPO</b>	<b>2677</b>	<b>3212</b>	<b>78</b>	<b>15</b>	<b>33.5</b>	102	14
<b>Wall Hung Cabinet</b> 2 doors, 3 down lights 5 adjustable shelves, and paper management 	<b>DX W841533DPO</b>	<b>2757</b>	<b>3309</b>	<b>84</b>	<b>15</b>	<b>33.5</b>	105	15
	<b>DX W901533DPO</b>	<b>2838</b>	<b>3405</b>	<b>90</b>	<b>15</b>	<b>33.5</b>	110	16

## NOTE

### STANDARD FINISHES

For a complete list of standard wood finishes please refer to general information

### Code Description

- D down light
- P paper management
- O open shelf



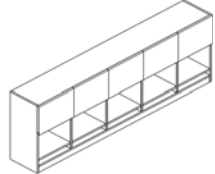
Dimensions are in inches and are approximate.

Contact Customer Service if dimensions are critical.

\* Indicates model illustrated by line drawing

# INDEX



DESCRIPTION	MODEL	STANDARD VENEER	PREMIUM VENEER	WIDTH	DEPTH	HEIGHT	WEIGHT	CUBIC FEET
<b>Wall Hung Cabinet</b> 3 doors, 1 down light, and paper management 	<b>DX CW481533DP</b>	<b>1890</b>	<b>2268</b>	<b>48</b>	<b>15</b>	<b>33.5</b>	88	11
	<b>DX CW541533DP</b>	<b>1962</b>	<b>2355</b>	<b>54</b>	<b>15</b>	<b>33.5</b>	82	10
	<b>DX CW601533DP</b>	<b>2191</b>	<b>2629</b>	<b>60</b>	<b>15</b>	<b>33.5</b>	88	11
<b>Wall Hung Cabinet</b> 4 doors, 2 down lights, and paper management 	<b>DX CW661533DP</b>	<b>2298</b>	<b>2757</b>	<b>66</b>	<b>15</b>	<b>33.5</b>	94	12
	<b>DX CW721533DP</b>	<b>2376</b>	<b>2851</b>	<b>72</b>	<b>15</b>	<b>33.5</b>	99	13
	<b>DX CW781533DP</b>	<b>2456</b>	<b>2948</b>	<b>78</b>	<b>15</b>	<b>33.5</b>	102	14
<b>Wall Hung Cabinet</b> 5 doors, 3 down lights, and paper management 	<b>DX CW841533DP</b>	<b>2537</b>	<b>3044</b>	<b>84</b>	<b>15</b>	<b>33.5</b>	99	13
	<b>DX CW901533DP</b>	<b>2617</b>	<b>3141</b>	<b>90</b>	<b>15</b>	<b>33.5</b>	106	15

## NOTE

### STANDARD FINISHES

For a complete list of standard wood finishes please refer to general information

### Code Description

- D** down light
- P** paper management
- O** open shelf

Dimensions are in inches and are approximate.

Contact Customer Service if dimensions are critical.

\* Indicates model illustrated by line drawing

# INDEX

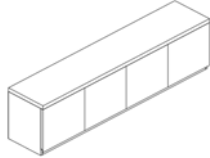


DESCRIPTION	MODEL	LIST PRICE	WIDTH	DEPTH	HEIGHT	WEIGHT	CUBIC FE
-------------	-------	------------	-------	-------	--------	--------	----------

## Wall Hung Cabinet with Top Cap

263

Option Up charge



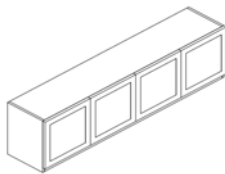
Option with top cap is available on all the wall hung cabinet sizes listed above. 1.5" will be added on the overall height. Please add "#" to the model number of the cabinet and the charge shown. Example : DX W6615\_\_\_\_#

## Wall Hung Cabinet with Metal frame

263

Painted Door

Option Up charge



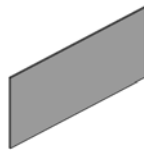
Option with aluminium frame painted door is available on all the wall hung cabinet sizes listed above. Please add "E" to the model number of the cabinet and the charge shown. Example : DX W6615\_\_\_\_E

## Wall Mount Tackboard

COM

FABRIC GRADES

yardage



		FABRIC GRADES		yardage
		1	2	
DX 36" WTD	64	342	470	1.25
DX 42" WTD	77	480	657	1.5
DX 48" WTD	83	559	767	1.75
DX 54" WTD	86	616	846	2.25
DX 60" WTD	89	616	846	2.25
DX 66" WTD	108	685	938	2.5
DX 72" WTD	114	755	1033	2.75
DX 78" WTD	118	823	1127	2.5
DX 84" WTD	125	892	1224	2.75
DX 90" WTD	127	976	1319	3

### NOTE

#### STANDARD FINISHES

For a complete list of standard wood finishes please refer to general information

#### Code Description

WTD wall mount tackboard


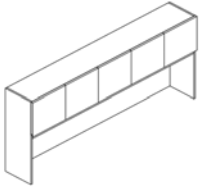

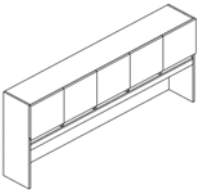
Dimensions are in inches and are approximate.

Contact Customer Service if dimensions are critical.

\* Indicates model illustrated by line drawing


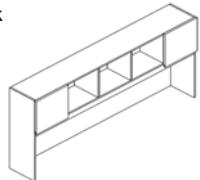
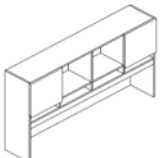
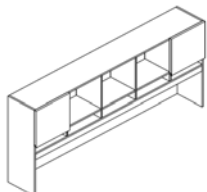
# INDEX



DESCRIPTION	MODEL	STANDARD VENEER	PREMIUM VENEER	WIDTH	DEPTH	HEIGHT	CLEARANCE	WEIGHT	CUBIC FEET
<b>Credenza Hutch</b> 4 doors , 2 down lights and tackboard 	<b>DX H601542D</b>	<b>3142</b>	<b>3771</b>	<b>60</b>	<b>15</b>	<b>42</b>	<b>24</b>	117	25
	<b>DX H661542D</b>	<b>3223</b>	<b>3867</b>	<b>66</b>	<b>15</b>	<b>42</b>	<b>24</b>	126	27
	<b>DX H721542D</b>	<b>3328</b>	<b>3994</b>	<b>72</b>	<b>15</b>	<b>42</b>	<b>24</b>	135	29
	<b>DX H781542D</b>	<b>3434</b>	<b>4121</b>	<b>78</b>	<b>15</b>	<b>42</b>	<b>24</b>	146	32
	<b>DX H841542D *</b>	<b>3540</b>	<b>4248</b>	<b>84</b>	<b>15</b>	<b>42</b>	<b>24</b>	154	34
	<b>DX H961542D *</b>	<b>3646</b>	<b>4375</b>	<b>96</b>	<b>15</b>	<b>42</b>	<b>24</b>	162	35
5 doors , 3 down lights and tackboard * 	<b>DX H1021542D *</b>	<b>3753</b>	<b>4503</b>	<b>102</b>	<b>15</b>	<b>42</b>	<b>24</b>	171	37
	<b>DX H1081542D *</b>	<b>3859</b>	<b>4631</b>	<b>108</b>	<b>15</b>	<b>42</b>	<b>24</b>	178	39
<b>Credenza Hutch</b> 4 doors, 2 down lights, tackboard, and paper management 	<b>DX H601542DP</b>	<b>3409</b>	<b>4091</b>	<b>60</b>	<b>15</b>	<b>42</b>	<b>22</b>	117	25
	<b>DX H661542DP</b>	<b>3489</b>	<b>4187</b>	<b>66</b>	<b>15</b>	<b>42</b>	<b>22</b>	126	27
	<b>DX H721542DP</b>	<b>3595</b>	<b>4314</b>	<b>72</b>	<b>15</b>	<b>42</b>	<b>22</b>	135	29
	<b>DX H781542DP</b>	<b>3701</b>	<b>4441</b>	<b>78</b>	<b>15</b>	<b>42</b>	<b>22</b>	146	32
	<b>DX H841542DP *</b>	<b>3807</b>	<b>4568</b>	<b>84</b>	<b>15</b>	<b>42</b>	<b>22</b>	154	34
	<b>DX H961542DP *</b>	<b>3914</b>	<b>4697</b>	<b>96</b>	<b>15</b>	<b>42</b>	<b>22</b>	162	35
5 doors, 3 down lights & tackboard, and paper management * 	<b>DX H1021542DP *</b>	<b>4020</b>	<b>4824</b>	<b>102</b>	<b>15</b>	<b>42</b>	<b>22</b>	171	37
	<b>DX H1081542DP *</b>	<b>4126</b>	<b>4951</b>	<b>108</b>	<b>15</b>	<b>42</b>	<b>22</b>	178	39
<b>NOTE</b>									
<b>STANDARD FINISHES</b>	<b>Code Description</b>		Dimensions are in inches and are approximate.						
For a complete list of standard wood finishes please refer to general information	<b>D</b>	down light	Contact Customer Service if dimensions are critical.						
	<b>P</b>	paper management							
	*	6 doors							
* Indicates model illustrated by line drawing									

# INDEX



DESCRIPTION	MODEL	STANDARD VENEER	PREMIUM VENEER	WIDTH	DEPTH	HEIGHT	CLEARANCE	WEIGHT	CUBIC FEET
<b>Credenza Hutch</b> 2 doors, 2 down lights, and tackboard 	DX H601542DO	3142	3771	60	15	42	24	117	25
	DX H661542DO	3223	3867	66	15	42	24	126	27
	DX H721542DO	3328	3994	72	15	42	24	135	29
	DX H781542DO	3434	4121	78	15	42	24	146	32
	DX H841542DO *	3540	4248	84	15	42	24	154	34
	DX H961542DO *	3646	4375	96	15	42	24	162	35
2 doors, 3 down lights, and tack * 	DX H1021542DO *	3753	4503	102	15	42	24	171	37
	DX H1081542DO *	3859	4631	108	15	42	24	178	39
<b>Credenza Hutch</b> 2 doors, 2 down lights, tackboard and paper management 	DX H601542DPO	3409	4091	60	15	42	22	117	25
	DX H661542DPO	3489	4187	66	15	42	22	126	27
	DX H721542DPO	3595	4314	72	15	42	22	135	29
	DX H781542DPO	3701	4441	78	15	42	22	146	32
	DX H841542DPO *	3807	4568	84	15	42	22	154	34
	DX H961542DPO *	3914	4697	96	15	42	22	162	35
2 doors, 3 down lights, tackboard and paper management * 	DX H1021542DPO *	4020	4824	102	15	42	22	171	37
	DX H1081542DPO *	4126	4951	108	15	42	22	178	39

## NOTE

### STANDARD FINISHES

For a complete list of standard wood finishes please refer to general information

### Code Description

- D down light
- P paper management
- O open shelf

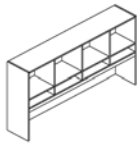
Dimensions are in inches and are approximate.

Contact Customer Service if dimensions are critical.

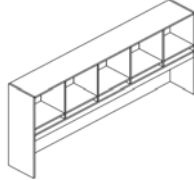
\* Indicates model illustrated by line drawing

# INDEX



DESCRIPTION	MODEL	STANDARD VENEER	PREMIUM VENEER	WIDTH	DEPTH	HEIGHT	CLEARANCE	WEIGHT	CUBIC FEET
<b>Credenza Hutch</b> open shelf , 2 down lights tackboard and paper management	<b>DX OH601542DP</b>	<b>3299</b>	<b>3958</b>	<b>60</b>	<b>15</b>	<b>42</b>	<b>22</b>	117	25
	<b>DX OH661542DP</b>	<b>3379</b>	<b>4055</b>	<b>66</b>	<b>15</b>	<b>42</b>	<b>22</b>	126	27
 open shelf , 3 down lights tackboard and paper management	<b>DX OH721542DP</b>	<b>3485</b>	<b>4182</b>	<b>72</b>	<b>15</b>	<b>42</b>	<b>22</b>	135	29
	<b>DX OH781542DP</b>	<b>3591</b>	<b>4309</b>	<b>78</b>	<b>15</b>	<b>42</b>	<b>22</b>	146	32
	<b>DX OH841542DP *</b>	<b>3697</b>	<b>4436</b>	<b>84</b>	<b>15</b>	<b>42</b>	<b>22</b>	154	34
	<b>DX OH961542DP *</b>	<b>3804</b>	<b>4564</b>	<b>96</b>	<b>15</b>	<b>42</b>	<b>22</b>	162	35
	<b>DX OH1021542DP *</b>	<b>3909</b>	<b>4691</b>	<b>102</b>	<b>15</b>	<b>42</b>	<b>22</b>	171	37
<b>DX OH1081542DP *</b>	<b>4015</b>	<b>4818</b>	<b>108</b>	<b>15</b>	<b>42</b>	<b>22</b>	178	39	

\*



## NOTE

### STANDARD FINISHES

For a complete list of standard wood finishes please refer to general information

### Code Description

- D down light
- P paper management
- O open shelf

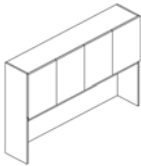
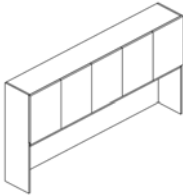
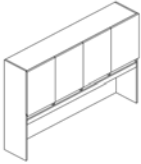
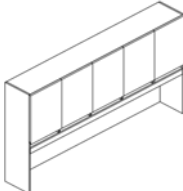
Dimensions are in inches and are approximate.

Contact Customer Service if dimensions are critical.

\* Indicates model illustrated by line drawing

# INDEX



DESCRIPTION	MODEL	STANDARD VENEER	PREMIUM VENEER	WIDTH	DEPTH	HEIGHT	CLEARANCE	WEIGHT	CUBIC FEET
<b>Credenza Hutch</b> 4 doors , 2 down lights and tackboard 	<b>DX H601555D</b>	<b>3701</b>	<b>4441</b>	<b>60</b>	<b>15</b>	<b>55.5</b>	<b>24</b>	150	32
	<b>DX H661555D</b>	<b>3780</b>	<b>4537</b>	<b>66</b>	<b>15</b>	<b>55.5</b>	<b>24</b>	162	36
	<b>DX H721555D</b>	<b>3886</b>	<b>4664</b>	<b>72</b>	<b>15</b>	<b>55.5</b>	<b>24</b>	174	39
	<b>DX H781555D</b>	<b>3993</b>	<b>4792</b>	<b>78</b>	<b>15</b>	<b>55.5</b>	<b>24</b>	186	42
	<b>DX H841555D *</b>	<b>4138</b>	<b>4965</b>	<b>84</b>	<b>15</b>	<b>55.5</b>	<b>24</b>	200	45
	<b>DX H961555D *</b>	<b>4245</b>	<b>5094</b>	<b>96</b>	<b>15</b>	<b>55.5</b>	<b>24</b>	210	50
5 doors , 3 down lights and tackboard 	<b>DX H1021555D *</b>	<b>4350</b>	<b>5221</b>	<b>102</b>	<b>15</b>	<b>55.5</b>	<b>24</b>	222	55
	<b>DX H1081555D *</b>	<b>4456</b>	<b>5348</b>	<b>108</b>	<b>15</b>	<b>55.5</b>	<b>24</b>	231	62
<b>Credenza Hutch</b> 4 doors, 2 down lights, tackboard, and paper management 	<b>DX H601555DP</b>	<b>3967</b>	<b>4760</b>	<b>60</b>	<b>15</b>	<b>55.5</b>	<b>22</b>	150	32
	<b>DX H661555DP</b>	<b>4046</b>	<b>4855</b>	<b>66</b>	<b>15</b>	<b>55.5</b>	<b>22</b>	162	36
	<b>DX H721555DP</b>	<b>4152</b>	<b>4982</b>	<b>72</b>	<b>15</b>	<b>55.5</b>	<b>22</b>	174	39
	<b>DX H781555DP</b>	<b>4257</b>	<b>5108</b>	<b>78</b>	<b>15</b>	<b>55.5</b>	<b>22</b>	186	42
	<b>DX H841555DP *</b>	<b>4364</b>	<b>5236</b>	<b>84</b>	<b>15</b>	<b>55.5</b>	<b>22</b>	200	45
	<b>DX H961555DP *</b>	<b>4470</b>	<b>5363</b>	<b>96</b>	<b>15</b>	<b>55.5</b>	<b>22</b>	210	50
5 doors, 3 down lights, tackboard, and paper management * 	<b>DX H1021555DP *</b>	<b>4575</b>	<b>5490</b>	<b>102</b>	<b>15</b>	<b>55.5</b>	<b>22</b>	222	55
	<b>DX H1081555DP *</b>	<b>4696</b>	<b>5635</b>	<b>108</b>	<b>15</b>	<b>55.5</b>	<b>22</b>	231	62

## NOTE

### STANDARD FINISHES

For a complete list of standard wood finishes please refer to general information

### Code Description

D down light  
P paper management

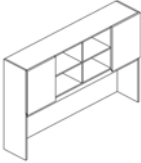
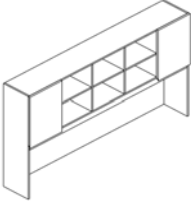
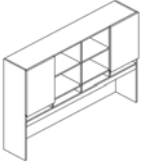
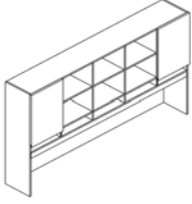
Dimensions are in inches and are approximate.

Contact Customer Service if dimensions are critical.

\* Indicates model illustrated by line drawing

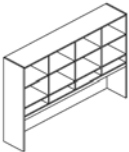
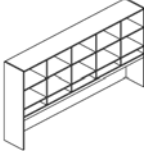



# INDEX



DESCRIPTION	MODEL	STANDARD VENEER	PREMIUM VENEER	WIDTH	DEPTH	HEIGHT	CLEARANCE	WEIGHT	CUBIC FEET
<b>Credenza Hutch</b> 2 doors , 2 down lights and tackboard 	<b>DX H601555DO</b>	<b>3701</b>	<b>4441</b>	<b>60</b>	<b>15</b>	<b>55.5</b>	<b>24</b>	150	32
	<b>DX H661555DO</b>	<b>3780</b>	<b>4537</b>	<b>66</b>	<b>15</b>	<b>55.5</b>	<b>24</b>	162	36
	<b>DX H721555DO</b>	<b>3886</b>	<b>4664</b>	<b>72</b>	<b>15</b>	<b>55.5</b>	<b>24</b>	174	39
	<b>DX H781555DO</b>	<b>3993</b>	<b>4792</b>	<b>78</b>	<b>15</b>	<b>55.5</b>	<b>24</b>	186	42
	<b>DX H841555DO *</b>	<b>4138</b>	<b>4965</b>	<b>84</b>	<b>15</b>	<b>55.5</b>	<b>24</b>	200	45
	<b>DX H961555DO *</b>	<b>4245</b>	<b>5094</b>	<b>96</b>	<b>15</b>	<b>55.5</b>	<b>24</b>	210	50
2 doors , 3 down lights and tackboard * 	<b>DX H1021555DO *</b>	<b>4350</b>	<b>5221</b>	<b>102</b>	<b>15</b>	<b>55.5</b>	<b>24</b>	222	55
	<b>DX H1081555DO *</b>	<b>4456</b>	<b>5348</b>	<b>108</b>	<b>15</b>	<b>55.5</b>	<b>24</b>	231	62
<b>Credenza Hutch</b> 2 doors , task lights tackboard and paper management 	<b>DX H601555DPO</b>	<b>3967</b>	<b>4760</b>	<b>60</b>	<b>15</b>	<b>55.5</b>	<b>22</b>	150	32
	<b>DX H661555DPO</b>	<b>4046</b>	<b>4855</b>	<b>66</b>	<b>15</b>	<b>55.5</b>	<b>22</b>	162	36
	<b>DX H721555DPO</b>	<b>4152</b>	<b>4982</b>	<b>72</b>	<b>15</b>	<b>55.5</b>	<b>22</b>	174	39
	<b>DX H781555DPO</b>	<b>4257</b>	<b>5108</b>	<b>78</b>	<b>15</b>	<b>55.5</b>	<b>22</b>	186	42
	<b>DX H841555DPO *</b>	<b>4364</b>	<b>5236</b>	<b>84</b>	<b>15</b>	<b>55.5</b>	<b>22</b>	200	45
	<b>DX H961555DPO *</b>	<b>4470</b>	<b>5363</b>	<b>96</b>	<b>15</b>	<b>55.5</b>	<b>22</b>	210	50
2 doors , task lights tackboard and paper management * 	<b>DX H1021555DPO *</b>	<b>4575</b>	<b>5490</b>	<b>102</b>	<b>15</b>	<b>55.5</b>	<b>22</b>	222	55
	<b>DX H1081555DPO *</b>	<b>4696</b>	<b>5635</b>	<b>108</b>	<b>15</b>	<b>55.5</b>	<b>22</b>	231	62
<b>NOTE</b>									
<b>STANDARD FINISHES</b>	<b>Code Description</b>	Dimensions are in inches and are approximate.							
For a complete list of standard wood finishes please refer to general information	<b>D</b> down light	Contact Customer Service if dimensions are critical.							
	<b>P</b> paper management								
	<b>O</b> open shelf								
* Indicates model illustrated by line drawing									

# INDEX



DESCRIPTION	MODEL	STANDARD VENEER	PREMIUM VENEER	WIDTH	DEPTH	HEIGHT	CLEARANCE	WEIGHT	CUBIC FEET
<b>Credenza Hutch</b> open shelf ,2 down lights tackboard and paper management 	<b>DX OH601555DP</b>	<b>3857</b>	<b>4628</b>	<b>60</b>	<b>15</b>	<b>55.5</b>	<b>22</b>	150	32
	<b>DX OH661555DP</b>	<b>3936</b>	<b>4723</b>	<b>66</b>	<b>15</b>	<b>55.5</b>	<b>22</b>	162	36
	<b>DX OH721555DP</b>	<b>4042</b>	<b>4850</b>	<b>72</b>	<b>15</b>	<b>55.5</b>	<b>22</b>	174	39
	<b>DX OH781555DP</b>	<b>4147</b>	<b>4976</b>	<b>78</b>	<b>15</b>	<b>55.5</b>	<b>22</b>	186	42
	<b>DX OH841555DP *</b>	<b>4253</b>	<b>5104</b>	<b>84</b>	<b>15</b>	<b>55.5</b>	<b>22</b>	200	45
	<b>DX OH961555DP *</b>	<b>4359</b>	<b>5231</b>	<b>96</b>	<b>15</b>	<b>55.5</b>	<b>22</b>	210	50
open shelf , 3 down lights tackboard and paper management * 	<b>DX OH1021555DP *</b>	<b>4465</b>	<b>5358</b>	<b>102</b>	<b>15</b>	<b>55.5</b>	<b>22</b>	222	55
	<b>DX OH1081555DP *</b>	<b>4585</b>	<b>5502</b>	<b>108</b>	<b>15</b>	<b>55.5</b>	<b>22</b>	231	62
	<hr/>								
<b>Open Shelf Credenza Tower</b> with 2 adjustable shelves 	<b>DX OH181542</b>	<b>1106</b>	<b>1327</b>	<b>18</b>	<b>15</b>	<b>42</b>		100	21
	<b>DX OH181555</b>	<b>1304</b>	<b>1565</b>	<b>18</b>	<b>15</b>	<b>55.5</b>		150	32
<b>Credenza Tower</b> with 2 adjustable shelves * 	<b>DX H181542L *</b>	<b>1460</b>	<b>1752</b>	<b>18</b>	<b>16</b>	<b>42</b>		100	21
	<b>DX H181542R</b>								
	<b>DX H181555L</b>	<b>1540</b>	<b>1848</b>	<b>18</b>	<b>15</b>	<b>55.5</b>		150	32
	<b>DX H181555R</b>								
<b>Open Shelf Credenza Tower</b> with 2 adjustable shelves 	<b>DX US301542</b>	<b>1149</b>	<b>1379</b>	<b>30</b>	<b>15</b>	<b>42</b>		52	13
	<b>DX US302042</b>	<b>1169</b>	<b>1402</b>	<b>30</b>	<b>20</b>	<b>42</b>		64	17
	<b>DX US302442</b>	<b>1195</b>	<b>1434</b>	<b>30</b>	<b>24</b>	<b>42</b>		72	17

## NOTE

### STANDARD FINISHES

For a complete list of standard wood finishes please refer to general information

### Code Description

- D down light
- P paper management
- O open shelf
- L left hinge door
- R right hinge door


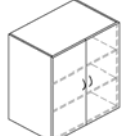

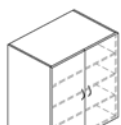
Dimensions are in inches and are approximate.

Contact Customer Service if dimensions are critical.

\* Indicates model illustrated by line drawing

# INDEX



DESCRIPTION	MODEL	STANDARD VENEER	PREMIUM VENEER	WIDTH	DEPTH	HEIGHT	WEIGHT	CUBIC FEET
<b>Open Shelf Credenza Tower</b> with 2 adjustable shelves 	<b>DX US361542</b>	<b>1235</b>	<b>1482</b>	<b>36</b>	<b>15</b>	<b>42</b>	56	15
	<b>DX US362042</b>	<b>1248</b>	<b>1498</b>	<b>36</b>	<b>20</b>	<b>42</b>	64	19
	<b>DX US362442</b>	<b>1353</b>	<b>1623</b>	<b>36</b>	<b>24</b>	<b>42</b>	72	22
<b>Credenza Tower</b> veneer door with 2 adjustable shelves 	<b>DX UB302042</b>	<b>1538</b>	<b>1846</b>	<b>30</b>	<b>20</b>	<b>42</b>	100	21
	<b>DX UB302442</b>	<b>1604</b>	<b>1925</b>	<b>30</b>	<b>24</b>	<b>42</b>	105	25
	<b>DX UB362042</b>	<b>1697</b>	<b>2036</b>	<b>36</b>	<b>20</b>	<b>42</b>	100	25
	<b>DX UB362442</b>	<b>1817</b>	<b>2180</b>	<b>36</b>	<b>24</b>	<b>42</b>	105	29
<b>Open Shelf Credenza Tower</b> with 3 adjustable shelves 	<b>DX US301555</b>	<b>1312</b>	<b>1574</b>	<b>30</b>	<b>15</b>	<b>55.5</b>	52	13
	<b>DX US302055</b>	<b>1329</b>	<b>1594</b>	<b>30</b>	<b>20</b>	<b>55.5</b>	64	17
	<b>DX US302455</b>	<b>1355</b>	<b>1626</b>	<b>30</b>	<b>24</b>	<b>55.5</b>	72	17
	<b>DX US361555</b>	<b>1381</b>	<b>1658</b>	<b>36</b>	<b>15</b>	<b>55.5</b>	56	15
	<b>DX US362055</b>	<b>1408</b>	<b>1689</b>	<b>36</b>	<b>20</b>	<b>55.5</b>	64	19
	<b>DX US362455</b>	<b>1513</b>	<b>1815</b>	<b>36</b>	<b>24</b>	<b>55.5</b>	72	22
<b>Upper Bookcase Unit</b> veneer door with 3 adjustable shelves 	<b>DX UB302055</b>	<b>1615</b>	<b>1938</b>	<b>30</b>	<b>20</b>	<b>55.5</b>	100	21
	<b>DX UB302455</b>	<b>1685</b>	<b>2022</b>	<b>30</b>	<b>24</b>	<b>55.5</b>	105	25
	<b>DX UB362055</b>	<b>1781</b>	<b>2137</b>	<b>36</b>	<b>20</b>	<b>55.5</b>	100	25
	<b>DX UB362455</b>	<b>1907</b>	<b>2289</b>	<b>36</b>	<b>24</b>	<b>55.5</b>	105	29

## NOTE

### STANDARD FINISHES

For a complete list of standard wood finishes please refer to general information

Dimensions are in inches and are approximate.


Contact Customer Service if dimensions are critical.


\* Indicates model illustrated by line drawing

# INDEX



DESCRIPTION	MODEL	STANDARD VENEER	PREMIUM VENEER	WIDTH	DEPTH	HEIGHT	WEIGHT	CUBIC FEET
<b>Paper Manager</b> 	DX PA8LA*	1136	1363	18	12.75	22	50	3
	DX PA8RA							
<hr/>								
	DX PA8LB*	1169	1402	18	12.75	23.5	50	3
	DX PA8RB							

<b>Hutch with Top Cap</b>		263					
Option Up charge		Option with top cap is available on all hutches sizes listed above. 1.5" will be added on the overall height. Please add "#" to the model number of the cabinet and the charge shown. Example : DX H9615____#					

<b>Hutch with Metal frame Painted Door</b>		263					
Option Up charge		Option with aluminium frame painted door is available on all the hutch sizes listed above. Please add "E" to the model number of the cabinet and the charge shown. Example : DX H6615____E					

**\*ALL ABOVE HUTCHES INCLUDE A TACKBOARD IN GRADE 1 FABRIC.**

Tackboard upcharges for	COM	GRADE 2	YARDAGE	
COM fabric and Grade 2 fabric	DX 60" HTD	98	512	2.25
	DX 66" HTD	104	574	2.5
	DX 72" HTD	110	574	2.75
	DX 78" HTD	117	638	3
	DX 84" HTD	123	704	3.25
	DX 96" HTD	130	767	3.5
	DX 102" HTD	137	831	3.75
	DX 108" HTD	143	896	4

**NOTE**


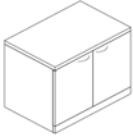


**STANDARD FINISHES**  
For a complete list of standard wood finishes please refer to general information

Dimensions are in inches and are approximate.  
Contact Customer Service if dimensions are critical.

\* Indicates model illustrated by line drawing

# INDEX



DESCRIPTION	MODEL	STANDARD VENEER	PREMIUM VENEER	WIDTH	DEPTH	HEIGHT	WEIGHT	CUBIC FEET
<b>Desk Height Open Shelf Unit</b> one adjustable shelf 	DX OS301530	1106	1327	30	15	30	48	10
	DX OS302030	1159	1390	30	20	30	56	12
	DX OS302430	1185	1422	36	24	30	56	12
	DX OS361530	1212	1454	36	15	30	64	14
	DX OS362030	1265	1517	36	20	30	75	18
	DX OS362430	1291	1549	36	24	30	78	19
<b>Desk Height Bookcase</b> one adjustable shelf 	DX BC302030	1461	1753	30	20	30	80	13
	DX BC302430	1540	1848	30	24	30	104	15
	DX BC362030	1620	1943	36	20	30	105	15
	DX BC362430	1725	2070	36	24	30	108	18
<b>Desk Height Lateral File Unit</b> two drawer lateral file 	DX LT302030	2144	2573	30	20	30	112	13
	DX LT302430	2224	2668	30	24	30	116	15
	DX LT362030	2303	2764	36	20	30	118	15
	DX LT362430	2383	2859	36	24	30	120	18
<b>Open Shelf Unit</b> two adjustable shelves 	DX OS301543	1590	1908	30	15	43.5	64	14
	DX OS361543	1669	2003	36	15	43.5	75	18

## NOTE

### STANDARD FINISHES

For a complete list of standard wood finishes please refer to general information

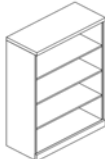

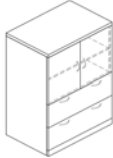
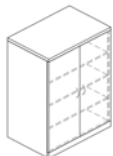
Dimensions are in inches and are approximate.

Contact Customer Service if dimensions are critical.

\* Indicates model illustrated by line drawing

# INDEX



DESCRIPTION	MODEL	STANDARD VENEER	PREMIUM VENEER	WIDTH	DEPTH	HEIGHT	WEIGHT	CUBIC FEET
<b>Open Shelf Unit</b> three adjustable shelves 	<b>DX OS301557</b>	<b>1879</b>	<b>2254</b>	<b>30</b>	<b>15</b>	<b>57</b>	<b>64</b>	<b>19</b>
	<b>DX OS361557</b>	<b>1958</b>	<b>2350</b>	<b>36</b>	<b>15</b>	<b>57</b>	<b>75</b>	<b>22</b>
<b>Lateral File Unit</b> four drawer lateral file 	<b>DX LT302057</b>	<b>3885</b>	<b>4662</b>	<b>30</b>	<b>20</b>	<b>57</b>	<b>176</b>	<b>23</b>
	<b>DX LT302457</b>	<b>3925</b>	<b>4710</b>	<b>30</b>	<b>24</b>	<b>57</b>	<b>196</b>	<b>27</b>
	<b>DX LT362057</b>	<b>4004</b>	<b>4805</b>	<b>36</b>	<b>20</b>	<b>57</b>	<b>196</b>	<b>29</b>
	<b>DX LT362457</b>	<b>4110</b>	<b>4932</b>	<b>36</b>	<b>24</b>	<b>57</b>	<b>200</b>	<b>32</b>
<b>Storage Unit</b> two drawer lateral file upper cupboard with one adjustable shelf 	<b>DX LT3020UBC</b>	<b>3554</b>	<b>4265</b>	<b>30</b>	<b>20</b>	<b>57</b>	<b>176</b>	<b>23</b>
	<b>DX LT3024UBC</b>	<b>3594</b>	<b>4313</b>	<b>30</b>	<b>24</b>	<b>57</b>	<b>196</b>	<b>27</b>
	<b>DX LT3620UBC</b>	<b>3674</b>	<b>4408</b>	<b>36</b>	<b>20</b>	<b>57</b>	<b>196</b>	<b>29</b>
	<b>DX LT3624UBC</b>	<b>3779</b>	<b>4535</b>	<b>36</b>	<b>24</b>	<b>57</b>	<b>200</b>	<b>32</b>
<b>Bookcase</b> three adjustable shelves 	<b>DX BC302057</b>	<b>2420</b>	<b>2904</b>	<b>30</b>	<b>20</b>	<b>57</b>	<b>140</b>	<b>23</b>
	<b>DX BC302457</b>	<b>2516</b>	<b>3019</b>	<b>30</b>	<b>24</b>	<b>57</b>	<b>164</b>	<b>27</b>
	<b>DX BC362057</b>	<b>2537</b>	<b>3044</b>	<b>36</b>	<b>20</b>	<b>57</b>	<b>168</b>	<b>29</b>
	<b>DX BC362457</b>	<b>2632</b>	<b>3158</b>	<b>36</b>	<b>24</b>	<b>57</b>	<b>170</b>	<b>30</b>

## NOTE

### STANDARD FINISHES

For a complete list of standard wood finishes please refer to general information

### Code Description

**U** upper unit  
**BC** bookcase

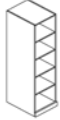




Dimensions are in inches and are approximate.

Contact Customer Service if dimensions are critical.

\* Indicates model illustrated by line drawing

# INDEX



DESCRIPTION	MODEL	STANDARD VENEER	PREMIUM VENEER	WIDTH	DEPTH	HEIGHT	WEIGHT	CUBIC FEET
<b>Open Shelf Unit</b> 1 fixed shelf, 3 adjustable shelves 	<b>DX OS181572</b>	<b>2279</b>	<b>2735</b>	<b>18</b>	<b>15</b>	<b>72</b>	<b>124</b>	<b>18</b>
<b>High Storage Unit</b> 1 fixed shelf, 3 adjustable shelves * 	<b>DX 6H1820LUSBBC *</b> <b>DX 6H1820RUSBBC</b>	<b>2241</b>	<b>2690</b>	<b>18</b>	<b>20</b>	<b>72</b>	<b>124</b>	<b>18</b>
	<b>DX 6H1824LUSBBC</b> <b>DX 6H1824RUSBBC</b>	<b>2368</b>	<b>2842</b>	<b>18</b>	<b>24</b>	<b>72</b>	<b>124</b>	<b>18</b>
<b>High Storage Unit</b> 1 fixed shelf, 3 adjustable shelves * 	<b>DX 6H1820LUBCBBC *</b> <b>DX 6H1820RUBCBBC</b>	<b>2462</b>	<b>2954</b>	<b>18</b>	<b>20</b>	<b>72</b>	<b>128</b>	<b>18</b>
	<b>DX 6H1824LUBCBBC</b> <b>DX 6H1824RUBCBBC</b>	<b>2583</b>	<b>3100</b>	<b>18</b>	<b>24</b>	<b>72</b>	<b>132</b>	<b>22</b>
<b>High Storage Unit</b> upper with 2 adjustable shelves bottom file / file drawer * 	<b>DX 6H1820LUBCBF *</b> <b>DX 6H1820RUBCBF</b>	<b>2854</b>	<b>3425</b>	<b>18</b>	<b>20</b>	<b>72</b>	<b>128</b>	<b>18</b>
	<b>DX 6H1824LUBCBF</b> <b>DX 6H1824RUBCBF</b>	<b>2894</b>	<b>3473</b>	<b>18</b>	<b>24</b>	<b>72</b>	<b>132</b>	<b>22</b>
<b>High Storage Unit</b> 1 coat rod & mirror bottom file / file drawer front lock * 	<b>DX 6SW1824LMBF *</b> <b>DX 6SW1824RMBF</b>	<b>2682</b>	<b>3219</b>	<b>18</b>	<b>24</b>	<b>72</b>	<b>128</b>	<b>18</b>

## NOTE

### STANDARD FINISHES

For a complete list of standard wood finishes please refer to general information

\* Indicates model illustrated by line drawing

### Code Description

- F** file / file pedestal
- S** open shelf
- BC** bookcase
- B** bottom unit
- U** upper unit
- L** left hinge door
- R** right hinge door

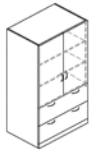
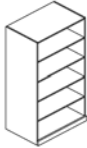
Dimensions are in inches and are approximate.

Contact Customer Service if dimensions are critical.

# INDEX

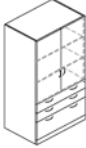
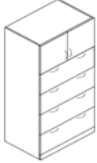
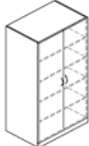


DESCRIPTION	MODEL	STANDARD VENEER	PREMIUM VENEER	WIDTH	DEPTH	HEIGHT	WEIGHT	CUBIC FEET
<b>Single Door Cabinet</b> 1 fixed shelf, 3 adjustable shelves	<b>DX 6H1820LBC *</b>	<b>2413</b>	<b>2896</b>	<b>18</b>	<b>20</b>	<b>72</b>	<b>128</b>	<b>18</b>
	<b>DX 6H1820RBC</b>							
*	<b>DX 6H1824LBC</b>	<b>2493</b>	<b>2991</b>	<b>18</b>	<b>24</b>	<b>72</b>	<b>132</b>	<b>22</b>
	<b>DX 6H1824RBC</b>							
<b>Single Door WAT Cabinet</b> 1 coat rod & 1 fixed shelf	<b>DX 6SW1824L *</b>	<b>2083</b>	<b>2499</b>	<b>18</b>	<b>24</b>	<b>72</b>	<b>128</b>	<b>18</b>
	<b>DX 6SW1824R</b>							
*	<b>DX 7SW1824L</b>	<b>2303</b>	<b>2764</b>	<b>18</b>	<b>24</b>	<b>85</b>	<b>132</b>	<b>22</b>
	<b>DX 7SW1824R</b>							
<b>Open Shelf Unit</b> 1 fixed shelf, 3 adjustable shelves	<b>DX OS301572</b>	<b>1962</b>	<b>2355</b>	<b>30</b>	<b>15</b>	<b>72</b>	<b>220</b>	<b>28</b>
	<b>DX OS361572</b>	<b>2090</b>	<b>2508</b>	<b>36</b>	<b>15</b>	<b>72</b>	<b>230</b>	<b>34</b>
<b>High Storage Unit</b> upper with 2 adjustable shelves bottom lateral file drawer	<b>DX 6H3020UBCBLT</b>	<b>3685</b>	<b>4421</b>	<b>30</b>	<b>20</b>	<b>72</b>	<b>240</b>	<b>28</b>
	<b>DX 6H3024UBCBLT</b>	<b>3817</b>	<b>4580</b>	<b>30</b>	<b>24</b>	<b>72</b>	<b>250</b>	<b>34</b>
	<b>DX 6H3620UBCBLT</b>	<b>3950</b>	<b>4740</b>	<b>36</b>	<b>20</b>	<b>72</b>	<b>260</b>	<b>38</b>
	<b>DX 6H3624UBCBLT</b>	<b>4083</b>	<b>4899</b>	<b>36</b>	<b>24</b>	<b>72</b>	<b>270</b>	<b>40</b>
<b>NOTE</b>								
<b>STANDARD FINISHES</b>	<b>Code Description</b>	Dimensions are in inches and are approximate.						
For a complete list of standard wood finishes please refer to general information	<b>S</b> open shelf	Contact Customer Service if dimensions are critical.						
	<b>BC</b> bookcase							
	<b>LT</b> 2 lateral file drawer							
	<b>B</b> bottom unit							
	<b>U</b> upper unit							
	<b>L</b> left hinge door							
	<b>R</b> right hinge door							



# COURICHE



DESCRIPTION	MODEL	STANDARD VENEER	PREMIUM VENEER	WIDTH	DEPTH	HEIGHT	WEIGHT	CUBIC FEET
<b>High Storage Unit</b> upper with 2 adjustable shelves bottom lateral file drawer front lock 	<b>DX 6H3020UBCLT2</b>	<b>3905</b>	<b>4686</b>	<b>30</b>	<b>20</b>	<b>72</b>	250	34
	<b>DX 6H3024UBCLT2</b>	<b>4037</b>	<b>4845</b>	<b>30</b>	<b>24</b>	<b>72</b>	260	40
	<b>DX 6H3620UBCLT2</b>	<b>4171</b>	<b>5005</b>	<b>36</b>	<b>20</b>	<b>72</b>	260	40
	<b>DX 6H3624UBCLT2</b>	<b>4303</b>	<b>5164</b>	<b>36</b>	<b>24</b>	<b>72</b>	260	40
<b>Storage Unit</b> four drawer lateral file upper cupboard 	<b>DX 6H3020UBCBLT4</b>	<b>4395</b>	<b>5273</b>	<b>30</b>	<b>20</b>	<b>72</b>	240	28
	<b>DX 6H3024UBCBLT4</b>	<b>4461</b>	<b>5353</b>	<b>30</b>	<b>24</b>	<b>72</b>	250	34
	<b>DX 6H3620UBCBLT4</b>	<b>4529</b>	<b>5435</b>	<b>36</b>	<b>20</b>	<b>72</b>	260	38
	<b>DX 6H3024UBCBLT4</b>	<b>4604</b>	<b>5525</b>	<b>36</b>	<b>24</b>	<b>72</b>	270	40
<b>Double Door Cabinet</b> 1 fixed shelf, 3 adjustable shelves 	<b>DX BC302072</b>	<b>3100</b>	<b>3720</b>	<b>30</b>	<b>20</b>	<b>72</b>	240	28
	<b>DX BC302472</b>	<b>3252</b>	<b>3903</b>	<b>30</b>	<b>24</b>	<b>72</b>	250	34
	<b>DX BC362072</b>	<b>3429</b>	<b>4115</b>	<b>36</b>	<b>20</b>	<b>72</b>	260	38
	<b>DX BC362472</b>	<b>3583</b>	<b>4300</b>	<b>36</b>	<b>24</b>	<b>72</b>	270	40

## NOTE

### STANDARD FINISHES

For a complete list of standard wood finishes please refer to general information

### Code Description

- T clear glass door
- BC bookcase
- LT 2 lateral file drawer
- B bottom unit
- U upper unit

Dimensions are in inches and are approximate.

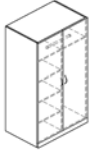
Contact Customer Service if dimensions are critical.

\* Indicates model illustrated by line drawing

# INDEX



DESCRIPTION	MODEL	STANDARD VENEER	PREMIUM VENEER	WIDTH	DEPTH	HEIGHT	WEIGHT	CUBIC FEET
<b>Double Door WAT Cabinet</b> 1 fixed shelf, 3 adjustable shelves on left 1 coat rod & 1 fixed shelf on right side	<b>DX 6DW3024LC</b> <b>DX 6DW3024RC *</b>	<b>2922</b>	<b>3506</b>	<b>30</b>	<b>24</b>	<b>72</b>	<b>240</b>	<b>28</b>
	<b>DX 6DW3624LC</b> <b>DX 6DW3624RC</b>	<b>3230</b>	<b>3876</b>	<b>36</b>	<b>24</b>	<b>72</b>	<b>250</b>	<b>34</b>
	<b>DX 7DW3024LC</b> <b>DX 7DW3024RC</b>	<b>3064</b>	<b>3677</b>	<b>30</b>	<b>24</b>	<b>85.5</b>	<b>260</b>	<b>38</b>
	<b>DX 7DW3624LC</b> <b>DX 7DW3624RC</b>	<b>3374</b>	<b>4048</b>	<b>36</b>	<b>24</b>	<b>85.5</b>	<b>270</b>	<b>40</b>








## NOTE

STANDARD FINISHES	Code Description	Dimensions are in inches and are approximate.
For a complete list of standard wood finishes please refer to general information	<b>LC</b> left side cloth rod <b>RC</b> right side cloth rod	Contact Customer Service if dimensions are critical.

\* Indicates model illustrated by line drawing

# INDEX



DESCRIPTION	MODEL	STANDARD VENEER	PREMIUM VENEER	WIDTH	DEPTH	HEIGHT	WEIGHT	CUBIC FEET
<b>Open Shelf Unit</b> 1 fixed shelf, 4 adjustable shelves 	<b>DX OS181585</b>	<b>2073</b>	<b>2487</b>	<b>18</b>	<b>15</b>	<b>85.5</b>	<b>148</b>	<b>22</b>
<b>High Storage Unit</b> 1 fixed shelf, 4 adjustable shelves * 	<b>DX 7H1820LUSBBC *</b> <b>DX 7H1820RUSBBC</b>	<b>2198</b>	<b>2638</b>	<b>18</b>	<b>20</b>	<b>85</b>	<b>172</b>	<b>22</b>
	<b>DX 7H1824LUSBBC *</b> <b>DX 7H1824RUSBBC</b>	<b>2250</b>	<b>2700</b>	<b>18</b>	<b>24</b>	<b>85.5</b>	<b>172</b>	<b>22</b>
<b>High Storage Unit</b> 1 fixed shelf, 4 adjustable shelves * 	<b>DX 7H1820LUBCBBC *</b> <b>DX 7H1820RUBCBBC</b>	<b>2471</b>	<b>2965</b>	<b>18</b>	<b>20</b>	<b>85.5</b>	<b>128</b>	<b>18</b>
	<b>DX 7H1824LUBCBBC</b> <b>DX 7H1824RUBCBBC</b>	<b>2514</b>	<b>3016</b>	<b>18</b>	<b>24</b>	<b>85.5</b>	<b>132</b>	<b>22</b>
<b>High Storage Unit</b> upper with 3 adjustable shelves bottom file / file drawer * 	<b>DX 7H1820LUBCBF *</b> <b>DX 7H1820RUBCBF</b>	<b>2938</b>	<b>3526</b>	<b>18</b>	<b>20</b>	<b>85.5</b>	<b>128</b>	<b>18</b>
	<b>DX 7H1824LUBCBF</b> <b>DX 7H1824RUBCBF</b>	<b>3016</b>	<b>3620</b>	<b>18</b>	<b>24</b>	<b>85.5</b>	<b>132</b>	<b>22</b>
<b>High Storage Unit</b> 1 coat rod & mirror bottom file / file drawer, front lock * 	<b>DX 7SW1824LMBF *</b> <b>DX 7SW1824RMBF</b>	<b>2632</b>	<b>3158</b>	<b>18</b>	<b>24</b>	<b>85.5</b>	<b>132</b>	<b>22</b>

## NOTE

### STANDARD FINISHES

For a complete list of standard wood finishes please refer to general information

\* Indicates model illustrated by line drawing

### Code Description

- S open shelf
- T clear glass door
- BC bookcase
- B bottom unit
- U upper unit
- L left hinge door
- R right hinge door

Dimensions are in inches and are approximate.

Contact Customer Service if dimensions are critical.

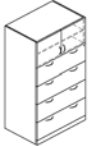
# INDEX

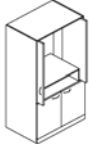


DESCRIPTION	MODEL	STANDARD VENEER	PREMIUM VENEER	WIDTH	DEPTH	HEIGHT	WEIGHT	CUBIC FEET
<b>Single Door Cabinet</b> 1 fixed shelf, 4 adjustable shelves	<b>DX 7H1820LBC *</b>	<b>2471</b>	<b>2965</b>	<b>18</b>	<b>20</b>	<b>85.5</b>	<b>128</b>	<b>18</b>
	<b>DX 7H1820RBC</b>							
*	<b>DX 7H1824LBC</b>	<b>2514</b>	<b>3016</b>	<b>18</b>	<b>24</b>	<b>85.5</b>	<b>132</b>	<b>22</b>
	<b>DX 7H1824RBC</b>							
<b>Open Shelf Unit</b> 1 fixed shelf, 4 adjustable shelves	<b>DX OS301585</b>	<b>2299</b>	<b>2758</b>	<b>30</b>	<b>15</b>	<b>85.5</b>	<b>220</b>	<b>28</b>
	<b>DX OS361585</b>	<b>2338</b>	<b>2806</b>	<b>36</b>	<b>15</b>	<b>85.5</b>	<b>230</b>	<b>34</b>
<b>High Storage Unit</b> upper with 3 adjustable shelves bottom lateral file drawer	<b>DX 7H3020UBCBLT</b>	<b>4170</b>	<b>5004</b>	<b>30</b>	<b>20</b>	<b>85.5</b>	<b>285</b>	<b>34</b>
	<b>DX 7H3620UBCBLT</b>	<b>4446</b>	<b>5336</b>	<b>30</b>	<b>24</b>	<b>85.5</b>	<b>295</b>	<b>40</b>
	<b>DX 7H3024UBCBLT</b>	<b>4466</b>	<b>5359</b>	<b>36</b>	<b>20</b>	<b>85.5</b>	<b>310</b>	<b>42</b>
	<b>DX 7H3624UBCBLT</b>	<b>4520</b>	<b>5424</b>	<b>36</b>	<b>24</b>	<b>85.5</b>	<b>315</b>	<b>45</b>
<b>High Storage Unit</b> upper with 3 adjustable shelves bottom lateral file drawer	<b>DX 7H3020UBCLT2</b>	<b>4390</b>	<b>5268</b>	<b>30</b>	<b>20</b>	<b>85.5</b>	<b>285</b>	<b>34</b>
	<b>DX 7H3024UBCLT2</b>	<b>4667</b>	<b>5600</b>	<b>30</b>	<b>24</b>	<b>85.5</b>	<b>295</b>	<b>40</b>
	<b>DX 7H3620UBCLT2</b>	<b>4687</b>	<b>5624</b>	<b>36</b>	<b>20</b>	<b>85.5</b>	<b>310</b>	<b>42</b>
	<b>DX 6H3624UBCLT2</b>	<b>4741</b>	<b>5689</b>	<b>36</b>	<b>24</b>	<b>85.5</b>	<b>315</b>	<b>45</b>
<b>NOTE</b>								
<b>STANDARD FINISHES</b>	<b>Code Description</b>	Dimensions are in inches and are approximate. Contact Customer Service if dimensions are critical.						
For a complete list of standard wood finishes please refer to general information	<b>S</b> open shelf <b>T</b> clear glass door <b>BC</b> bookcase <b>B</b> bottom unit <b>U</b> upper unit <b>L</b> left hinge door <b>R</b> right hinge door							
* Indicates model illustrated by line drawing								

# INDEX




DESCRIPTION	MODEL	STANDARD VENEER	PREMIUM VENEER	WIDTH	DEPTH	HEIGHT	WEIGHT	CUBIC FEET
<b>High Storage Unit</b> four drawer lateral file upper bookcase 	<b>DX 7H3020UBCBLT4</b>	<b>4606</b>	<b>5527</b>	<b>30</b>	<b>20</b>	<b>85.5</b>	285	34
	<b>DX 7H3024UBCBLT4</b>	<b>4655</b>	<b>5586</b>	<b>30</b>	<b>24</b>	<b>85.5</b>	295	40
	<b>DX 7H3620UBCBLT4</b>	<b>4732</b>	<b>5678</b>	<b>36</b>	<b>20</b>	<b>85.5</b>	310	42
	<b>DX 7H3024UBCBLT4</b>	<b>4829</b>	<b>5795</b>	<b>36</b>	<b>24</b>	<b>85.5</b>	315	45

<b>Audio Visual</b> upper pocket doors lower hinged doors 	<b>DX AV3624BCBC</b>	<b>4605</b>	<b>5526</b>	<b>36</b>	<b>24</b>	<b>85.5</b>	310	42
	<b>DX AV4224BCBC</b>	<b>4683</b>	<b>5620</b>	<b>42</b>	<b>24</b>	<b>85.5</b>	315	45

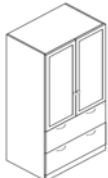
**High Storage with Top Cap** 263  
 Option Up charge

Option with top cap is available on all cabinets sizes listed above. 1.5" will be added on the overall height. Please add "#" to the model number of the cabinet and the charge shown. Example : DX 6H3624\_\_\_\_#



**High Storage with Metal frame Painted Door** 263  
 Option Up charge

Option with aluminium frame painted door is available on all the high storage unit sizes listed above. Please add "E" to the model number of the cabinet and the charge shown. Example : DX 6H3624\_\_\_\_E



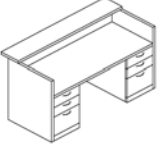
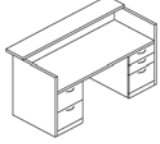
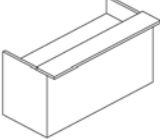
## NOTE

STANDARD FINISHES	Code Description	Dimensions are in inches and are approximate.
For a complete list of standard wood finishes please refer to general information	<b>LT4</b> 4 lateral file drawer <b>BC</b> bookcase <b>B</b> bottom unit <b>U</b> upper unit	Contact Customer Service if dimensions are critical.

\* Indicates model illustrated by line drawing

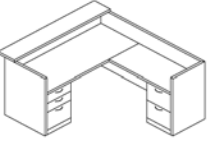
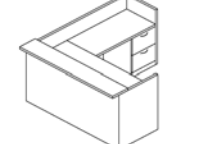
# INDEX



DESCRIPTION	MODEL	STANDARD VENEER	PREMIUM VENEER	WIDTH	DEPTH	HEIGHT	WEIGHT	CUBIC FEET
<b>Reception Desk</b> double pedestal    	<b>DX RD7230LBRB *</b> <b>DX RD7230LFRF</b> <b>DX RD7230LBRF</b> <b>DX RD7230LFRB **</b>	<b>5302</b>	<b>6362</b>	<b>72</b>	<b>30</b>	<b>42</b>	<b>325</b>	<b>62</b>
	<b>DX RD8436LBRB</b> <b>DX RD8436LFRF</b> <b>DX RD8436LBRF</b> <b>DX RD8436LFRB</b>	<b>5334</b>	<b>6401</b>	<b>84</b>	<b>36</b>	<b>42</b>	<b>325</b>	<b>62</b>

<b>"L" Reception Desk</b> desk depth 34" with BBF pedestal return with FF pedestal	<b>DX RD7278L *</b> <b>DX RD7278R **</b> <b>With return length 44"</b>	<b>8074</b>	<b>9688</b>	<b>72</b>	<b>78</b>	<b>42</b>	<b>460</b>	<b>99</b>
--	--	-------------	-------------	-----------	-----------	-----------	------------	-----------

*	<b>DX RD8484L</b> <b>DX RD8484R</b> <b>With return length 50"</b>	<b>8356</b>	<b>10027</b>	<b>84</b>	<b>84</b>	<b>42</b>	<b>460</b>	<b>99</b>
---	---	-------------	--------------	-----------	-----------	-----------	------------	-----------

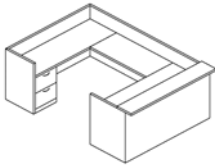
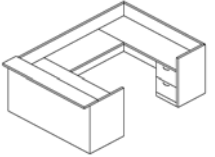
**	 	<b>Transaction top overhang 5" is not included in dimension above.</b> <b>Transaction top is shipped not installed</b>						
----	--	---	--	--	--	--	--	--

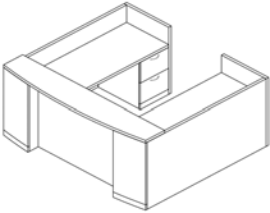
## NOTE

<b>STANDARD FINISHES</b> For a complete list of standard wood finishes please refer to general information	<b>Code Description</b> <b>B</b> box / box / file pedestal <b>F</b> file / file pedestal <b>L</b> left pedestal position <b>R</b> right pedestal position	Dimensions are in inches and are approximate. Contact Customer Service if dimensions are critical.
* Indicates model illustrated by line drawing		

# INDEX



DESCRIPTION	MODEL	STANDARD VENEER	PREMIUM VENEER	WIDTH	DEPTH	HEIGHT	WEIGHT	CUBIC FEET
<b>"U" Reception Desk</b> desk depth 34" with BBF pedestal bridge top length 44" and credenza depth 24" with FF	<b>DX RD84102L *</b> <b>DX RD84102R **</b>	11728	14074	84	102	42	560	119
* 	<b>Transaction top overhang 5" is not included in demension above.                      Transaction top is shipped not installed</b>							
** 								

<b>"U" Reception Desk</b> desk 28" deep bow front transaction top left return 26" deep right return 26" deep	<b>DX BRDU9082LBRF *</b> <b>DX BRDU9082LFRB</b>	13440	16128	90	82	42	560	119
* 								

## NOTE

### STANDARD FINISHES

For a complete list of standard wood finishes please refer to general information

### Code Description

**B** box / box / file pedestal  
**F** file / file pedestal  
**L** left pedestal position  
**R** right pedestal position

Dimensions are in inches and are approximate.

Contact Customer Service if dimensions are critical.

\* Indicates model illustrated by line drawing

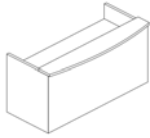
# INDEX



DESCRIPTION	MODEL	STANDARD VENEER	PREMIUM VENEER	WIDTH	DEPTH	HEIGHT	WEIGHT	CUBIC FE
-------------	-------	-----------------	----------------	-------	-------	--------	--------	----------

## Bow Front Counter Top

Option Upcharge

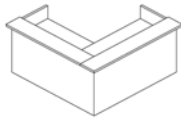


**520**

The bow front option is available on all the desk sizes listed above. Please add "B" to the model number of the desk and add the upcharge shown. Example : DX BRD7230\_\_\_\_\_

## Additional Counter Top

Option Upcharge

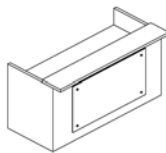


**725**

Additional counter top is available on all the desk sizes listed above. Please add "E" to the model number of the desk and add the upcharge shown. Example : DX RDE7230\_\_\_\_\_

## Frosted Glass Face Panel

Option Upcharge



**714**

The frosted glass modesty panel is available on all the desk sizes listed above. Please add "X" to the model number of the desk and add the upcharge shown. Example : DX RD6632\_\_\_\_\_X

## NOTE

### STANDARD FINISHES

For a complete list of standard wood finishes please refer to general information

Dimensions are in inches and are approximate.

Contact Customer Service if dimensions are critical.

\* Indicates model illustrated by line drawing