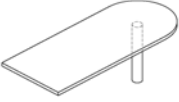
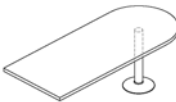
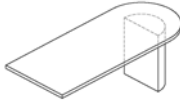


COURICHE



DESCRIPTION	MODEL	STANDARD VENEER	WIDTH	DEPTH	HEIGHT	KNEESPACE	WEIGHT	CUBIC FEE
"D" Return with wood leg 	CH DR6030W	1604	60	30	30	40	104	34
	CH DR6630W	1606	66	30	30	46	115	37
	CH DR6636W	1638	66	36	30	46	128	44
	CH DR7230W	1672	72	30	30	52	128	40
	CH DR7236W	1724	72	36	30	52	136	48
	CH DR7830W	1817	78	30	30	58	142	40
	CH DR7836W	1873	78	36	30	58	142	48
"D" Return with plate tube metal base 	CH DR6030PL	1604	60	30	30	40	104	34
	CH DR6630PL	1606	66	30	30	46	115	37
	CH DR6636PL	1638	66	36	30	46	128	44
	CH DR7230PL	1672	72	30	30	52	128	40
	CH DR7236PL	1724	72	36	30	52	136	48
	CH DR7830PL	1817	78	30	30	58	142	40
	CH DR7836PL	1873	78	36	30	58	142	48
"D" Return half round base 	CH DR6030DB	2088	60	30	30	30	140	48
	CH DR6630DB	2112	66	30	30	30	148	48
	CH DR6636DB	2130	66	36	30	36	152	52
	CH DR7230DB	2148	72	30	30	42	160	48

NOTE

STANDARD FINISHES

For a complete list of standard wood finishes please refer to general information

Code Description

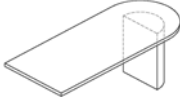
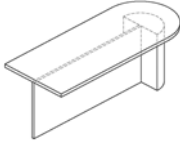
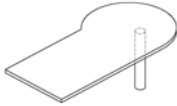
W round wood leg
 PL plate tube metal base
 DB half round base

Dimensions are in inches and are approximate.
 Contact Customer Service if dimensions are critical.

* Indicates model illustrated by line drawing

COURICHE



DESCRIPTION	MODEL	STANDARD VENEER	WIDTH	DEPTH	HEIGHT	KNEESPACE	WEIGHT	CUBIC FEET
"D" Return half round base 	CH DR7236DB	2175	72	36	30	42	176	56
	CH DR7830DB	2203	78	30	30	42	180	58
	CH DR7836DB	2246	78	36	30	48	185	62
	CH DR8430DB	2313	84	30	30	54	195	70
	CH DR8436DB	2352	84	36	30	54	206	75
"D" Return half round base and modesty 	CH DR6030MDB	2432	60	30	30	30	140	48
	CH DR6630MDB	2454	66	30	30	30	148	48
	CH DR6636MDB	2477	66	36	30	36	152	52
	CH DR7230MDB	2486	72	30	30	42	160	52
	CH DR7236MDB	2496	72	36	30	42	176	56
	CH DR7830MDB	2515	78	30	30	48	180	58
	CH DR7836MDB	2594	78	36	30	48	185	62
	CH DR8430MDB	2628	84	30	30	54	195	70
	CH DR8436MDB	2703	84	36	30	54	206	75
Left "P" Return with wood leg 	CH PR7236LW	2540	72	36	30	50	160	48
	CH PR7242LW	2623	72	42	30	50	176	56
	CH PR7836LW	2700	78	36	30	56	180	58
	CH PR7842LW	2779	78	42	30	56	185	62

NOTE

STANDARD FINISHES

For a complete list of standard wood finishes please refer to general information

Code Description

- M** full modesty panel
- W** round wood leg
- PL** plate tube metal base
- DB** half round base
- L** left connect position

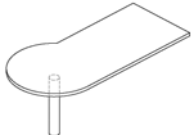
* Indicates model illustrated by line drawing

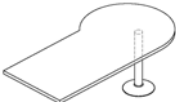
Dimensions are in inches and are approximate.

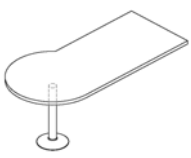
Contact Customer Service if dimensions are critical.

COURICHE



DESCRIPTION	MODEL	STANDARD VENEER	WIDTH	DEPTH	HEIGHT	KNEESPACE	WEIGHT	CUBIC FEET
Right "P" Return with wood leg 	CH PR7236RW	2540	72	36	30	50	160	48
	CH PR7242RW	2623	72	42	30	50	176	56
	CH PR7836RW	2700	78	36	30	56	180	58
	CH PR7842RW	2779	78	42	30	56	185	62

Left "P" Return with plate tube metal base 	CH PR7236LPL	2540	72	36	30	50	160	48
	CH PR7242LPL	2623	72	42	30	50	176	56
	CH PR7836LPL	2700	78	36	30	56	180	58
	CH PR7842LPL	2779	78	42	30	56	185	62

Right "P" Return with plate tube metal base 	CH PR7236RPL	2540	72	36	30	50	160	48
	CH PR7242RPL	2623	72	42	30	50	176	56
	CH PR7836RPL	2700	78	36	30	56	180	58
	CH PR7842RPL	2779	78	42	30	56	185	62

NOTE

STANDARD FINISHES

For a complete list of standard wood finishes please refer to general information

Code Description

- W round wood leg
- PL plate tube metal base
- L left connect position
- R right connect position

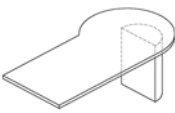
Dimensions are in inches and are approximate.

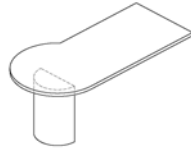
Contact Customer Service if dimensions are critical.

* Indicates model illustrated by line drawing

COURICHE



DESCRIPTION	MODEL	STANDARD VENEER	WIDTH	DEPTH	HEIGHT	KNEESPACE	WEIGHT	CUBIC FEET
Left "P" Return half round base 	CH PR7236LDB	2555	72	36	30	40	232	52
	CH PR7242LDB	2599	72	42	30	40	238	56
	CH PR7836LDB	2612	78	36	30	46	238	61
	CH PR7842LDB	2689	78	42	30	46	238	65
	CH PR8436LDB	2703	84	36	30	52	246	65
	CH PR8442LDB	2742	84	42	30	52	246	65

Right "P" Return half round base 	CH PR7236RDB	2555	72	36	30	40	232	52
	CH PR7242RDB	2599	72	42	30	40	238	56
	CH PR7836RDB	2612	78	36	30	46	238	61
	CH PR7842RDB	2689	78	42	30	46	238	65
	CH PR8436RDB	2703	84	36	30	52	246	65
	CH PR8442RDB	2742	84	42	30	52	246	65

NOTE

STANDARD FINISHES

For a complete list of standard wood finishes please refer to general information

Code Description

- DB half round base
- L left connect position
- R right connect position

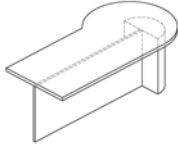
Dimensions are in inches and are approximate.

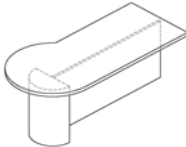
Contact Customer Service if dimensions are critical.

* Indicates model illustrated by line drawing

COURICHE



DESCRIPTION	MODEL		WIDTH	DEPTH	HEIGHT	KNEESPACE	WEIGHT	CUBIC FEET
Left "P" Return half round base and modesty panel 	CH PR7236MLDB	2977	72	36	30	40	232	52
	CH PR7242MLDB	3026	72	42	30	40	238	56
	CH PR7836MLDB	3102	78	36	30	46	238	61
	CH PR7842MLDB	3129	78	42	30	46	238	65
	CH PR8436MLDB	3146	84	36	30	52	246	65
	CH PR8442MLDB	3171	84	42	30	52	246	65

Right "P" Return half round base and modesty panel 	CH PR7236MRDB	2977	72	36	30	40	232	52
	CH PR7242MRDB	3026	72	42	30	40	238	56
	CH PR7836MRDB	3102	78	36	30	46	238	61
	CH PR7842MRDB	3129	78	42	30	46	238	65
	CH PR8436MRDB	3146	84	36	30	52	246	65
	CH PR8442MRDB	3171	84	42	30	52	246	65

NOTE

STANDARD FINISHES

For a complete list of standard wood finishes please refer to general information

Code Description

M full modesty panel
DB half round base
L left connect position
R right connect position

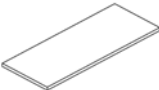
Dimensions are in inches and are approximate.

Contact Customer Service if dimensions are critical.

* Indicates model illustrated by line drawing

COURICHE



DESCRIPTION	MODEL	STANDARD VENEER	WIDTH	DEPTH	HEIGHT	KNEESPACE	WEIGHT	CUBIC FEET
Bridge Top straight front 	CH BT3020	546	30	20	30	30	13	6
	CH BT3024	562	30	24	30	30	14	6
	CH BT3620	575	36	20	30	36	15	6
	CH BT3624	585	36	24	30	36	16	6
	CH BT4220	606	42	20	30	42	20	9
	CH BT4224	621	42	24	30	42	24	7
	CH BT4820	633	48	20	30	48	29	9
	CH BT4824	650	48	24	30	48	36	9
	CH BT5420	665	54	20	30	54	32	10
	CH BT5424	681	54	24	30	54	40	10
	CH BT6020	695	60	20	30	60	41	11
	CH BT6024	715	60	24	30	60	42	11
	CH BT6620	729	66	20	30	66	43	12
	CH BT6624	746	66	24	30	66	44	12
	CH BT7220	762	72	20	30	72	45	12
	CH BT7224	779	72	24	30	72	46	12
	CH BT7820	792	78	20	30	78	47	13
	CH BT7824	813	78	24	30	78	48	13
	CH BT8420	826	84	20	30	84	49	14
	CH BT8424	845	84	24	30	84	50	14

NOTE

STANDARD FINISHES

For a complete list of standard wood finishes please refer to general information

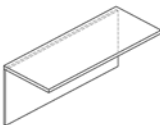
Dimensions are in inches and are approximate.

Contact Customer Service if dimensions are critical.

* Indicates model illustrated by line drawing

COURICHE



DESCRIPTION	MODEL	STANDARD VENEER	WIDTH	DEPTH	HEIGHT	KNEESPACE	WEIGHT	CUBIC FEET
Bridge Unit 	CH B3020	1084	30	20	30	30	48	6
	CH B3024	1120	30	24	30	30	56	6
	CH B3620	1158	36	20	30	36	59	7
	CH B3624	1209	36	24	30	36	64	7
	CH B4220	1248	42	20	30	42	67	8
	CH B4224	1267	42	24	30	42	72	8
	CH B4820	1302	48	20	30	48	78	9
	CH B4824	1344	48	24	30	48	80	9
	CH B5420	1358	54	20	30	54	88	10
	CH B5424	1374	54	24	30	54	88	10
	CH B6020	1402	60	20	30	60	95	11
	CH B6024	1431	60	24	30	60	95	11
	CH B6620	1471	66	20	30	66	105	12
	CH B6624	1486	66	24	30	66	105	12
	CH B7220	1528	72	20	30	72	108	13
	CH B7224	1557	72	24	30	72	108	13
	CH B7820	1584	78	20	30	78	111	14
	CH B7824	1601	78	24	30	78	111	14
	CH B8420	1639	84	20	30	84	113	15
	CH B8424	1657	84	24	30	84	113	15

NOTE

STANDARD FINISHES

For a complete list of standard wood finishes please refer to general information

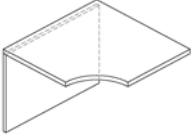
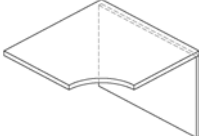
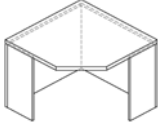
Dimensions are in inches and are approximate.

Contact Customer Service if dimensions are critical.

* Indicates model illustrated by line drawing

COURICHE



DESCRIPTION	MODEL	STANDARD VENEER	WIDTH	DEPTH	HEIGHT	KNEESPACE	WEIGHT	CUBIC FEET
Connection Corner Unit transitional curve with modesty panel	CH JC3624L	1303	36	36/20	30	-	64	3
	CH JC4224L	1522	42	42/24	30	-	72	3
	CH JC4824L	1610	48	48/24	30	-	80	4
								
Connection Corner Unit transitional curve with modesty panel	CH JC3624R	1303	36	36/20	30	-	64	3
	CH JC4224R	1522	42	42/24	30	-	72	3
	CH JC4824R	1610	48	48/24	30	-	80	4
								
Corner Unit straight front	CH LC3636 *	2385	36/24	36/20	30	17	106	27
	CH LC36L20R24	2360	36/20	36/24	30	20	106	27
	CH LC36L24R20	2360	36/24	36/20	30	20	106	27
	CH LC4242	2637	42/24	42/24	30	25	131	36
	CH LC42L20R24	2614	42/20	42/24	30	28	131	36
	CH LC42L24R20	2614	42/24	42/20	30	28	131	36
								

NOTE

STANDARD FINISHES

For a complete list of standard wood finishes please refer to general information

Code Description

L left connect position
R right connect position

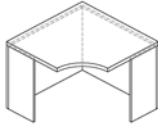
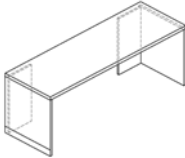
Dimensions are in inches and are approximate.

Contact Customer Service if dimensions are critical.

* Indicates model illustrated by line drawing

COURICHE



DESCRIPTION	MODEL	STANDARD VENEER	WIDTH	DEPTH	HEIGHT	KNEESPACE	WEIGHT	CUBIC FEET
Corner Unit curve front * 	CH JC3636 *	2442	36/24	36/20	30	17	106	27
	CH JC36L20R24	2395	36/20	36/24	30	20	106	27
	CH JC36L24R20	2395	36/24	36/20	30	20	106	27
	CH JC4242	2770	42/24	42/24	30	25	131	36
	CH JC42L20R24	2726	42/20	42/24	30	28	131	36
	CH JC42L24R20	2726	42/24	42/20	30	28	131	36
	<hr/>							
Open Credenza no modesty panel 	CH CR6020	1534	60	20	30	58	88	25
	CH CR6024	1618	60	24	30	58	96	28
	CH CR6620	1693	66	20	30	64	96	30
	CH CR6624	1778	66	24	30	64	104	33
	CH CR7220	1804	72	20	30	70	104	30
	CH CR7224	1890	72	24	30	70	112	32
	CH CR7820	1910	78	20	30	76	112	35
	CH CR7824	1990	78	24	30	76	120	38
	CH CR8420	2023	84	20	30	82	120	38
	CH CR8424	2105	84	24	30	82	128	40

NOTE

STANDARD FINISHES

For a complete list of standard wood finishes please refer to general information

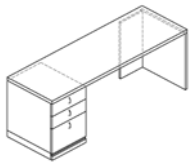
Dimensions are in inches and are approximate.

Contact Customer Service if dimensions are critical.

* Indicates model illustrated by line drawing

COURICHE



DESCRIPTION	MODEL	STANDARD VENEER	WIDTH	DEPTH	HEIGHT	KNEESPACE	WEIGHT	CUBIC FEET
Single Pedestal Credenza with 18" B/B/F pedestal no modesty panel	CH CR6020LB *	2796	60	20	30	41	172	25
	CH CR6020RB							
*	CH CR6024LB	2850	60	24	30	41	180	28
	CH CR6024RB							
	CH CR6620LB	2892	66	20	30	47	180	30
	CH CR6620RB							
	CH CR6624LB	2931	66	24	30	47	184	33
	CH CR6624RB							
	CH CR7220LB	2978	72	20	30	53	184	33
	CH CR7220RB							
	CH CR7224LB	3027	72	24	30	53	188	32
	CH CR7224RB							
	CH CR7820LB	3080	78	20	30	59	188	35
	CH CR7820RB							
	CH CR7824LB	3131	78	24	30	59	192	35
	CH CR7824RB							
	CH CR8420LB	3167	84	20	30	65	192	38
	CH CR8420RB							
	CH CR8424LB	3214	84	24	30	65	196	41
	CH CR8424RB							

NOTE

STANDARD FINISHES

For a complete list of standard wood finishes please refer to general information

Code Description

B box / box / file pedestal
L left pedestal position
R right pedestal position

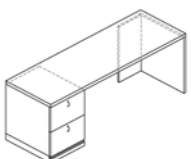
Dimensions are in inches and are approximate.

Contact Customer Service if dimensions are critical.

* Indicates model illustrated by line drawing

COURICHE



DESCRIPTION	MODEL	STANDARD VENEER	WIDTH	DEPTH	HEIGHT	KNEESPACE	WEIGHT	CUBIC FE
Single Pedestal Credenza with 18" F/F pedestal no modesty panel	CH CR6020LF *	2796	60	20	30	41	172	25
	CH CR6020RF							
*	CH CR6024LF	2850	60	24	30	41	180	28
	CH CR6024RF							
	CH CR6620LF	2892	66	20	30	47	180	30
	CH CR6620RF							
	CH CR6624LF	2931	66	24	30	47	184	33
	CH CR6624RF							
	CH CR7220LF	2978	72	20	30	53	184	33
	CH CR7220RF							
	CH CR7224LF	3027	72	24	30	53	188	32
	CH CR7224RF							
	CH CR7820LF	3080	78	20	30	59	188	35
	CH CR7820RF							
	CH CR7824LF	3131	78	24	30	59	192	35
	CH CR7824RF							
	CH CR8420LF	3167	84	20	30	65	192	38
	CH CR8420RF							
	CH CR8424LF	3214	84	24	30	65	196	41
	CH CR8424RF							

NOTE

STANDARD FINISHES

For a complete list of standard wood finishes please refer to general information

Code Description

- F file / file pedestal
- L left pedestal position
- R right pedestal position

Dimensions are in inches and are approximate.

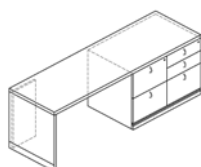
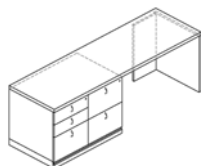
Contact Customer Service if dimensions are critical.

* Indicates model illustrated by line drawing

COURICHE



DESCRIPTION	MODEL	STANDARD VENEER	WIDTH	DEPTH	HEIGHT	KNEESPACE	WEIGHT	CUBIC FEET
Ganged Pedestal Credenza with 2 units of 18" pedestal no modesty panel *front lock	CH CR6020LBF *	3543	60	20	30	23	220	25
	CH CR6020RBF **							
	CH CR6024LBF	3562	60	24	30	23	220	28
	CH CR6024RBF							
*	CH CR6620LBF	3576	66	20	30	29	228	28
	CH CR6620RBF							
	CH CR6624LBF	3629	66	24	30	29	228	30
	CH CR6624RBF							
**	CH CR7220LBF	3672	72	20	30	35	228	30
	CH CR7220RBF							
	CH CR7224LBF	3717	72	24	30	35	236	32
	CH CR7224RBF							
	CH CR7820LBF	3769	78	20	30	41	236	35
	CH CR7820RBF							
	CH CR7824LBF	3826	78	24	30	41	240	35
	CH CR7824RBF							
	CH CR8420LBF	3865	84	20	30	47	240	38
	CH CR8420RBF							
	CH CR8424LBF	3919	84	24	30	47	248	41
	CH CR8424RBF							



NOTE

STANDARD FINISHES

For a complete list of standard wood finishes please refer to general information

Code Description

- B box / box / file pedestal
- F file / file pedestal
- L left pedestal position
- R right pedestal position

Dimensions are in inches and are approximate.

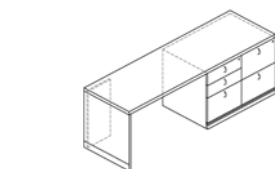
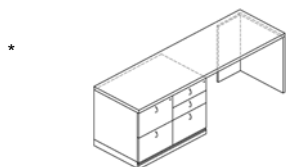
Contact Customer Service if dimensions are critical.

* Indicates model illustrated by line drawing

COURICHE



DESCRIPTION	MODEL	STANDARD VENEER	WIDTH	DEPTH	HEIGHT	KNEESPACE	WEIGHT	CUBIC FEET
Ganged Pedestal Credenza with 2 units of 18" pedestal no modesty panel *front lock	CH CR6020LFB *	3543	60	20	30	23	220	25
	CH CR6020RFB **							
	CH CR6024LFB	3562	60	24	30	23	220	28
	CH CR6024RFB							
	CH CR6620LFB	3576	66	20	30	29	228	28
	CH CR6620RFB							
	CH CR6624LFB	3629	66	24	30	29	228	30
	CH CR6624RFB							
	CH CR7220LFB	3672	72	20	30	35	228	30
	CH CR7220RFB							
	CH CR7224LFB	3717	72	24	30	35	236	32
	CH CR7224RFB							
	CH CR7820LFB	3769	78	20	30	41	236	35
	CH CR7820RFB							
	CH CR7824LFB	3826	78	24	30	41	240	35
	CH CR7824RFB							
	CH CR8420LFB	3865	84	20	30	47	240	38
	CH CR8420RFB							
	CH CR8424LFB	3919	84	24	30	47	248	41
	CH CR8424RFB							



NOTE

STANDARD FINISHES

For a complete list of standard wood finishes please refer to general information

Code Description

- B box / box / file pedestal
- F file / file pedestal
- L left pedestal position
- R right pedestal position

Dimensions are in inches and are approximate.

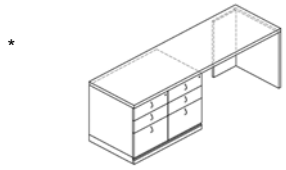
Contact Customer Service if dimensions are critical.

* Indicates model illustrated by line drawing

COURICHE



DESCRIPTION	MODEL	STANDARD VENEER	WIDTH	DEPTH	HEIGHT	KNEESPACE	WEIGHT	CUBIC FEE
Ganged Pedestal Credenza with 2 units of 18" pedestal no modesty panel *front lock	CH CR6020LBB *	3543	60	20	30	23	220	25
	CH CR6020RBB							
	CH CR6024LBB	3562	60	24	30	23	220	28
	CH CR6024RBB							
	CH CR6620LBB	3576	66	20	30	29	228	28
	CH CR6620RBB							
	CH CR6624LBB	3629	66	24	30	29	228	30
	CH CR6624RBB							
	CH CR7220LBB	3672	72	20	30	35	228	30
	CH CR7220RBB							
	CH CR7224LBB	3717	72	24	30	35	236	32
	CH CR7224RBB							
	CH CR7820LBB	3769	78	20	30	41	236	35
	CH CR7820RBB							
	CH CR7824LBB	3826	78	24	30	41	240	35
	CH CR7824RBB							
	CH CR8420LBB	3865	84	20	30	47	240	38
	CH CR8420RBB							
	CH CR8424LBB	3919	84	24	30	47	248	41
	CH CR8424RBB							



NOTE

STANDARD FINISHES

For a complete list of standard wood finishes please refer to general information

Code Description

- B box / box / file pedestal
- L left pedestal position
- R right pedestal position

Dimensions are in inches and are approximate.

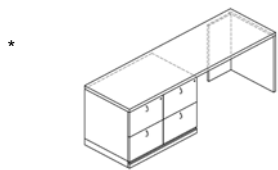
Contact Customer Service if dimensions are critical.

* Indicates model illustrated by line drawing

COURICHE



DESCRIPTION	MODEL	STANDARD VENEER	WIDTH	DEPTH	HEIGHT	KNEESPACE	WEIGHT	CUBIC FEE
Ganged Pedestal Credenza with 2 units of 18" pedestal no modesty panel *front lock	CH CR6020LFF *	3543	60	20	30	23	220	25
	CH CR6020RFF							
	CH CR6024LFF	3562	60	24	30	23	220	28
	CH CR6024RFF							
	CH CR6620LFF	3576	66	20	30	29	228	28
	CH CR6620RFF							
	CH CR6624LFF	3629	66	24	30	29	228	30
	CH CR6624RFF							
	CH CR7220LFF	3672	72	20	30	35	228	30
	CH CR7220RFF							
	CH CR7224LFF	3717	72	24	30	35	236	32
	CH CR7224RFF							
	CH CR7820LFF	3769	78	20	30	41	236	35
	CH CR7820RFF							
	CH CR7824LFF	3826	78	24	30	41	240	35
	CH CR7824RFF							
	CH CR8420LFF	3865	84	20	30	47	240	38
	CH CR8420RFF							
	CH CR8424LFF	3919	84	24	30	47	248	41
	CH CR8424RFF							



*

NOTE

STANDARD FINISHES

For a complete list of standard wood finishes please refer to general information

Code Description

- F file / file pedestal
- L left pedestal position
- R right pedestal position

Dimensions are in inches and are approximate.

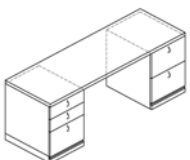
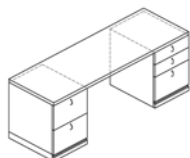
Contact Customer Service if dimensions are critical.

* Indicates model illustrated by line drawing

COURICHE



DESCRIPTION	MODEL	STANDARD VENEER	WIDTH	DEPTH	HEIGHT	KNEESPACE	WEIGHT	CUBIC FEET
Double Pedestal Kneehole Credenza with 2 units of 18" pedestal no modesty panel	CH KCR6020LFRB *	3447	60	20	30	24	220	25
	CH KCR6020LBRF **							
*	CH KCR6024LFRB	3474	60	24	30	24	220	28
	CH KCR6024LBRF							
	CH KCR6620LFRB	3499	66	20	30	30	228	28
	CH KCR6620LBRF							
	CH KCR6624LFRB	3505	66	24	30	30	228	30
	CH KCR6624LBRF							
	CH KCR7220LFRB	3534	72	20	30	36	228	30
	CH KCR7220LBRF							
	CH KCR7224LFRB	3562	72	24	30	36	236	32
	CH KCR7224LBRF							
	CH KCR7820LFRB	3563	78	20	30	42	236	35
	CH KCR7820LBRF							
	CH KCR7824LFRB	3571	78	24	30	42	240	35
	CH KCR7824LBRF							
	CH KCR8420LFRB	3575	84	20	30	48	240	38
	CH KCR8420LBRF							
	CH KCR8424LFRB	3587	84	24	30	48	248	41
	CH KCR8424LBRF							



NOTE

STANDARD FINISHES

For a complete list of standard wood finishes please refer to general information

Code Description

- B box / box / file pedestal
- F file / file pedestal
- L left pedestal position
- R right pedestal position

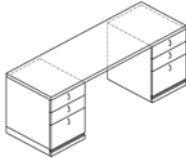
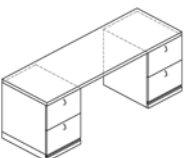
Dimensions are in inches and are approximate.

Contact Customer Service if dimensions are critical.

* Indicates model illustrated by line drawing

COURICHE



DESCRIPTION	MODEL	STANDARD VENEER	WIDTH	DEPTH	HEIGHT	KNEESPACE	WEIGHT	CUBIC FEET
Double Pedestal Kneehole Credenza with 2 units of 18" pedestal no modesty panel 	CH KCR6020LBRB	3447	60	20	30	24	220	25
	CH KCR6024LBRB	3474	60	24	30	24	220	28
	CH KCR6620LBRB	3499	66	20	30	30	228	28
	CH KCR6624LBRB	3505	66	24	30	30	228	30
	CH KCR6624LBRB	3534	72	20	30	36	228	30
	CH KCR7224LBRB	3562	72	24	30	36	236	32
	CH KCR7820LBRB	3563	78	20	30	42	236	35
	CH KCR7824LBRB	3571	78	24	30	42	240	35
	CH KCR8420LBRB	3575	84	20	30	48	240	38
	CH KCR8424LBRB	3587	84	24	30	48	248	41
Double Pedestal Kneehole Credenza with 2 units of 18" pedestal no modesty panel 	CH KCR6020LFRF	3447	60	20	30	24	220	25
	CH KCR6024LFRF	3474	60	24	30	24	220	28
	CH KCR6620LFRF	3499	66	20	30	30	228	28
	CH KCR6624LFRF	3505	66	24	30	30	228	30
	CH KCR7220LFRF	3534	72	20	30	36	228	30
	CH KCR7224LFRF	3562	72	24	30	36	236	32
	CH KCR7820LFRF	3563	78	20	30	42	236	35
	CH KCR7824LFRF	3571	78	24	30	42	240	35
	CH KCR8420LFRF	3575	84	20	30	48	240	38
	CH KCR8424LFRF	3587	84	24	30	48	248	41

NOTE

STANDARD FINISHES

For a complete list of standard wood finishes please refer to general information

Code Description

- B box / box / file pedestal
- F file / file pedestal
- L left pedestal position
- R right pedestal position

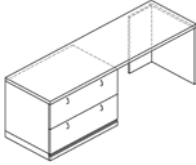
Dimensions are in inches and are approximate.

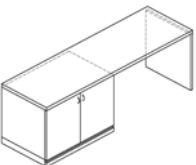
Contact Customer Service if dimensions are critical.

* Indicates model illustrated by line drawing

COURICHE



DESCRIPTION	MODEL	STANDARD VENEER	WIDTH	DEPTH	HEIGHT	KNEESPACE	WEIGHT	CUBIC FEET
Single Pedestal Credenza with 36" two drawer lateral file no modesty panel * 	CH CR7220LLT *	2927	72	20	30	36	236	32
	CH CR7220RLT							
	CH CR7224LLT	2956	72	24	30	36	240	38
	CH CR7224RLT							
	CH CR7820LLT	3023	78	20	30	36	240	35
	CH CR7820RLT							
	CH CR7824LLT	3052	78	24	30	36	248	35
	CH CR7824RLT							
	CH CR8420LLT	3081	84	20	30	36	248	38
	CH CR8420RLT							
	CH CR8424LLT	3129	84	24	30	36	252	41
	CH CR8424RLT							

Single Pedestal Credenza with 36" bookcase no modesty panel * 	CH CR7220LBC *	2646	72	20	30	36	236	32
	CH CR7220RBC							
	CH CR7224LBC	2694	72	24	30	36	240	38
	CH CR7224RBC							
	CH CR7820LBC	2742	78	20	30	36	240	35
	CH CR7820RBC							
	CH CR7824LBC	2790	78	24	30	36	248	35
	CH CR7824RBC							
	CH CR8420LBC	2838	84	20	30	36	248	38
	CH CR8420RBC							
	CH CR8424LBC	2877	84	24	30	36	252	41
	CH CR8424RBC							

NOTE

STANDARD FINISHES

For a complete list of standard wood finishes please refer to general information

Code Description

BC bookcase
 LT 2 lateral file drawer
 L left pedestal position
 R right pedestal position

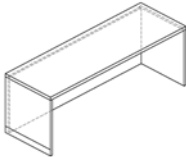
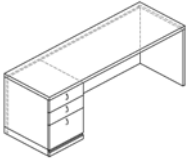
Dimensions are in inches and are approximate.

Contact Customer Service if dimensions are critical.

* Indicates model illustrated by line drawing

COURICHE



DESCRIPTION	MODEL	STANDARD VENEER	WIDTH	DEPTH	HEIGHT	KNEESPACE	WEIGHT	CUBIC FEET
Credenza Shell with modesty panel 	CH CR6024M	1845	60	24	30	58	156	30
	CH CR6624M	2026	66	24	30	64	166	30
	CH CR7224M	2163	72	24	30	70	176	35
	CH CR7824M	2286	78	24	30	76	186	38
	CH CR8424M	2418	84	24	30	82	196	41
Single Pedestal Credenza with 18" B/B/F pedestal and modesty panel * 	CH CR6020MLB * CH CR6020MRB	3205	60	20	30	41	172	25
	CH CR6024MLB CH CR6024MRB	3229	60	24	30	41	180	28
	CH CR6620MLB CH CR6620MRB	3257	66	20	30	47	180	28
	CH CR6624MLB CH CR6624MRB	3258	66	24	30	47	184	30
	CH CR7220MLB CH CR7220MRB	3284	72	20	30	53	184	30
	CH CR7224MLB CH CR7224MRB	3312	72	24	30	53	188	32
	CH CR7820MLB CH CR7820MRB	3317	78	20	30	59	188	35
	CH CR7824MLB CH CR7824MRB	3327	78	24	30	59	192	35
	CH CR8420MLB CH CR8420MRB	3334	84	20	30	65	192	38
	CH CR8424MLB CH CR8424MRB	3344	84	24	30	65	196	41

NOTE

STANDARD FINISHES

For a complete list of standard wood finishes please refer to general information

Code Description

- B box / box / file pedestal
- M full modesty panel
- L left pedestal position
- R right pedestal position

Dimensions are in inches and are approximate.

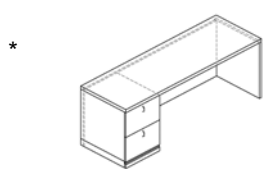
Contact Customer Service if dimensions are critical.

* Indicates model illustrated by line drawing

COURICHE



DESCRIPTION	MODEL	STANDARD VENEER	WIDTH	DEPTH	HEIGHT	KNEESPACE	WEIGHT	CUBIC FEET
Single Pedestal Credenza with 18" F/F pedestal and modesty panel	CH CR6020MLF *	3205	60	20	30	41	172	25
	CH CR6020MRF							
	CH CR6024MLF	3229	60	24	30	41	180	28
	CH CR6024MRF							
	CH CR6620MLF	3257	66	20	30	47	180	28
	CH CR6620MRF							
	CH CR6624MLF	3258	66	24	30	47	184	30
	CH CR6624MRF							
	CH CR7220MLF	3284	72	20	30	53	184	30
	CH CR7220MRF							
	CH CR7224MLF	3155	72	24	30	53	188	32
	CH CR7224MRF							
	CH CR7820MLF	3317	78	20	30	59	188	35
	CH CR7820MRF							
	CH CR7824MLF	3327	78	24	30	59	192	35
	CH CR7824MRF							
	CH CR8420MLF	3334	84	20	30	65	192	38
	CH CR8420MRF							
	CH CR8424MLF	3344	84	24	30	65	196	41
	CH CR8424MRF							



*

NOTE

STANDARD FINISHES

For a complete list of standard wood finishes please refer to general information

Code Description

- F file / file pedestal
- M full modesty panel
- L left pedestal position
- R right pedestal position

Dimensions are in inches and are approximate.

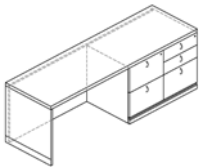
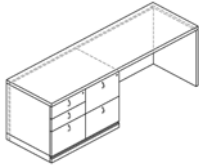
Contact Customer Service if dimensions are critical.

* Indicates model illustrated by line drawing

COURICHE



DESCRIPTION	MODEL	STANDARD VENEER	WIDTH	DEPTH	HEIGHT	KNEESPACE	WEIGHT	CUBIC FEET
Ganged Pedestal Credenza with 2 units of 18" pedestal and modesty panel *front lock	CH CR6020MLBF *	3812	60	20	30	23	220	25
	CH CR6020MRBF **							
	CH CR6024MLBF	3828	60	24	30	23	220	28
	CH CR6024MRBF							
*	CH CR6620MLBF	3836	66	20	30	29	228	28
	CH CR6620MRBF							
	CH CR6624MLBF	3845	66	24	30	29	228	30
	CH CR6624MRBF							
**	CH CR7220MLBF	3862	72	20	30	35	228	30
	CH CR7220MRBF							
	CH CR7224MLBF	3883	72	24	30	35	236	32
	CH CR7224MRBF							
	CH CR7820MLBF	3874	78	20	30	41	236	35
	CH CR7820MRBF							
	CH CR7824MLBF	3888	78	24	30	41	240	35
	CH CR7824MRBF							
	CH CR8420MLBF	3889	84	20	30	47	240	38
	CH CR8420MRBF							
	CH CR8424MLBF	3903	84	24	30	47	248	41
	CH CR8424MRBF							



NOTE

STANDARD FINISHES

For a complete list of standard wood finishes please refer to general information

* Indicates model illustrated by line drawing

Code Description

B box / box / file pedestal
F file / file pedestal
M full modesty panel
L left pedestal position
R right pedestal position

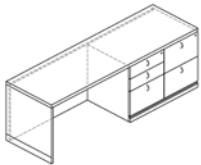
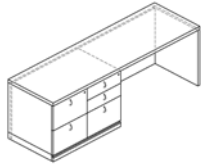
Dimensions are in inches and are approximate.

Contact Customer Service if dimensions are critical.

COURICHE



DESCRIPTION	MODEL	STANDARD VENEER	WIDTH	DEPTH	HEIGHT	KNEESPACE	WEIGHT	CUBIC FEET
Ganged Pedestal Credenza with 2 units of 18" pedestal and modesty panel *front lock	CH CR6020MLFB *	3812	60	20	30	23	220	25
	CH CR6020MRFB **							
	CH CR6024MLFB	3828	60	24	30	23	220	28
	CH CR6024MRFB							
*	CH CR6620MLFB	3836	66	20	30	29	228	28
	CH CR6620MRFB							
	CH CR6624MLFB	3845	66	24	30	29	228	30
	CH CR6624MRFB							
**	CH CR7220MLFB	3862	72	20	30	35	228	30
	CH CR7220MRFB							
	CH CR7224MLFB	3883	72	24	30	35	236	32
	CH CR7224MRFB							
	CH CR7820MLFB	3874	78	20	30	41	236	35
	CH CR7820MRFB							
	CH CR7824MLFB	3888	78	24	30	41	240	35
	CH CR7824MRFB							
	CH CR8420MLFB	3889	84	20	30	47	240	38
	CH CR8420MRFB							
	CH CR8424MLFB	3903	84	24	30	47	248	41
	CH CR8424MRFB							



NOTE

STANDARD FINISHES

For a complete list of standard wood finishes please refer to general information

* Indicates model illustrated by line drawing

Code Description

- B box / box / file pedestal
- F file / file pedestal
- M full modesty panel
- L left pedestal position
- R right pedestal position

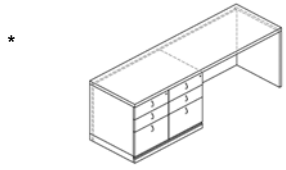
Dimensions are in inches and are approximate.

Contact Customer Service if dimensions are critical.

COURICHE



DESCRIPTION	MODEL	STANDARD VENEER	WIDTH	DEPTH	HEIGHT	KNEESPACE	WEIGHT	CUBIC FEET
Ganged Pedestal Credenza with 2 units of 18" pedestal and modesty panel *front lock	CH CR6020MLBB *	3812	60	20	30	23	220	25
	CH CR6020MRBB							
	CH CR6024MLBB	3828	60	24	30	23	220	28
	CH CR6024MRBB							
	CH CR6620MLBB	3836	66	20	30	29	228	28
	CH CR6620MRBB							
	CH CR6624MLBB	3845	66	24	30	29	228	30
	CH CR6624MRBB							
	CH CR7220MLBB	3862	72	20	30	35	228	30
	CH CR7220MRBB							
	CH CR7224MLBB	3883	72	24	30	35	236	32
	CH CR7224MRBB							
	CH CR7820MLBB	3874	78	20	30	41	236	35
	CH CR7820MRBB							
	CH CR7824MLBB	3888	78	24	30	41	240	35
	CH CR7824MRBB							
	CH CR8420MLBB	3889	84	20	30	47	240	38
	CH CR8420MRBB							
	CH CR8424MLBB	3903	84	24	30	47	248	41
	CH CR8424MRBB							



*

NOTE

STANDARD FINISHES

For a complete list of standard wood finishes please refer to general information

Code Description

- B** box / box / file pedestal
- M** full modesty panel
- L** left pedestal position
- R** right pedestal position

Dimensions are in inches and are approximate.

Contact Customer Service if dimensions are critical.

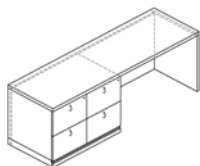
* Indicates model illustrated by line drawing

COURICHE



DESCRIPTION	MODEL	STANDARD VENEER	WIDTH	DEPTH	HEIGHT	KNEESPACE	WEIGHT	CUBIC FEET
Ganged Pedestal Credenza with 2 units of 18" pedestal and modesty panel *front lock	CH CR6020MLFF *	3812	60	20	30	23	220	25
	CH CR6020MRFF							
	CH CR6024MLFF	3828	60	24	30	23	220	28
	CH CR6024MRFF							
	CH CR6620MLFF	3836	66	20	30	29	228	28
	CH CR6620MRFF							
	CH CR6624MLFF	3845	66	24	30	29	228	30
	CH CR6624MRFF							
	CH CR7220MLFF	3862	72	20	30	35	228	30
	CH CR7220MRFF							
	CH CR7224MLFF	3883	72	24	30	35	236	32
	CH CR7224MRFF							
	CH CR7820MLFF	3874	78	20	30	41	236	35
	CH CR7820MRFF							
	CH CR7824MLFF	3888	78	24	30	41	240	35
	CH CR7824MRFF							
	CH CR8420MLFF	3889	84	20	30	47	240	38
	CH CR8420MRFF							
	CH CR8424MLFF	3903	84	24	30	47	248	41
	CH CR8424MRFF							

*



NOTE

STANDARD FINISHES

For a complete list of standard wood finishes please refer to general information

Code Description

- F file / file pedestal
- M full modesty panel
- L left pedestal position
- R right pedestal position

Dimensions are in inches and are approximate.

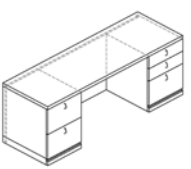
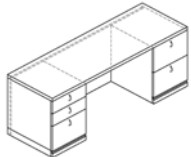
Contact Customer Service if dimensions are critical.

* Indicates model illustrated by line drawing

COURICHE



DESCRIPTION	MODEL	STANDARD VENEER	WIDTH	DEPTH	HEIGHT	KNEESPACE	WEIGHT	CUBIC FEET
Double Pedestal Kneehole Credenza with 2 units of 18" pedestal and modesty panel	CH KCR6020MLFRB **	3628	60	20	30	24	220	25
	CH KCR6020MLBRF *							
*	CH KCR6024MLFRB	3677	60	24	30	24	220	28
	CH KCR6024MLBRF							
	CH KCR6620MLFRB	3735	66	20	30	30	228	28
	CH KCR6620MLBRF							
	CH KCR6624MLFRB	3756	66	24	30	30	228	30
	CH KCR6624MLBRF							
	CH KCR7220MLFRB	3779	72	20	30	36	228	30
	CH KCR7220MLBRF							
	CH KCR7224MLFRB	3811	72	24	30	36	236	32
	CH KCR7224MLBRF							
	CH KCR7820MLFRB	3821	78	20	30	42	236	35
	CH KCR7820MLBRF							
	CH KCR7824MLFRB	3827	78	24	30	42	240	35
	CH KCR7824MLBRF							
	CH KCR8420MLFRB	3833	84	20	30	48	240	38
	CH KCR8420MLBRF							
	CH KCR8424MLFRB	3841	84	24	30	48	248	41
	CH KCR8424MLBRF							



NOTE

STANDARD FINISHES

For a complete list of standard wood finishes please refer to general information

* Indicates model illustrated by line drawing

Code Description

- B** box / box / file pedestal
- F** file / file pedestal
- M** full modesty panel
- L** left pedestal position
- R** right pedestal position

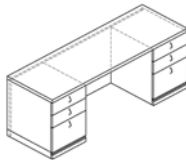
Dimensions are in inches and are approximate.

Contact Customer Service if dimensions are critical.

COURICHE



DESCRIPTION	MODEL	STANDARD VENEER	WIDTH	DEPTH	HEIGHT	KNEESPACE	WEIGHT	CUBIC FEET
Double Pedestal Kneehole Credenza with 2 units of 18" pedestal and modesty panel	CH KCR6020MLBRB	3628	60	20	30	24	220	25
	CH KCR6024MLBRB	3677	60	24	30	24	220	28
	CH KCR6620MLBRB	3735	66	20	30	30	228	28
	CH KCR6624MLBRB	3756	66	24	30	30	228	30
	CH KCR7220MLBRB	3779	72	20	30	36	228	30
	CH KCR7224MLBRB	3811	72	24	30	36	236	32
	CH KCR7820MLBRB	3821	78	20	30	42	236	35
	CH KCR7824MLBRB	3827	78	24	30	42	240	35
	CH KCR8420MLBRB	3833	84	20	30	48	240	38
	CH KCR8424MLBRB	3841	84	24	30	48	248	41



NOTE

STANDARD FINISHES

For a complete list of standard wood finishes please refer to general information

Code Description

- B** box / box / file pedestal
- M** full modesty panel
- L** left pedestal position
- R** right pedestal position

Dimensions are in inches and are approximate.

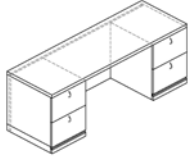
Contact Customer Service if dimensions are critical.

* Indicates model illustrated by line drawing

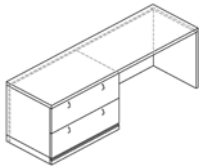
COURICHE



DESCRIPTION	MODEL	STANDARD VENEER	WIDTH	DEPTH	HEIGHT	KNEESPACE	WEIGHT	CUBIC FEET
Double Pedestal Kneehole Credenza with 2 units of 18" pedestal and modesty panel	CH KCR6020MLFRF	3628	60	20	30	24	220	25
	CH KCR6024MLFRF	3677	60	24	30	24	220	28
	CH KCR6620MLFRF	3735	66	20	30	30	228	28
	CH KCR6624MLFRF	3756	66	24	30	30	228	30
	CH KCR7220MLFRF	3779	72	20	30	36	228	30
	CH KCR7224MLFRF	3811	72	24	30	36	236	32
	CH KCR7820MLFRF	3821	78	20	30	42	236	35
	CH KCR7824MLFRF	3827	78	24	30	42	240	35
	CH KCR8420MLFRF	3833	84	20	30	48	240	38
CH KCR8424MLFRF	3841	84	24	30	48	248	41	



Single Pedestal Credenza with 36" two drawer lateral file and modesty panel	CH CR7220MLLT *	3308	72	20	30	36	290	30
	CH CR7220MRLT							
	CH CR7224MLLT	3337	72	24	30	36	300	35
	CH CR7224MRLT							
	CH CR7820MLLT	3412	78	20	30	36	310	32
	CH CR7820MRLT							
	CH CR7824MLLT	3441	78	24	30	36	320	38
	CH CR7824MRLT							
	CH CR8420MLLT *	3470	84	20	30	36	330	42
	CH CR8420MRLT							
CH CR8424MLLT	3498	84	24	30	36	340	48	
CH CR8424MRLT								



NOTE

STANDARD FINISHES

For a complete list of standard wood finishes please refer to general information

* Indicates model illustrated by line drawing

Code Description

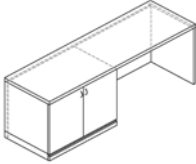
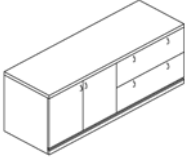
F file / file pedestal
M full modesty panel
LT 2 lateral file drawer
L left pedestal position
R right pedestal position

Dimensions are in inches and are approximate.

Contact Customer Service if dimensions are critical.

COURICHE



DESCRIPTION	MODEL	STANDARD VENEER	WIDTH	DEPTH	HEIGHT	KNEESPACE	WEIGHT	CUBIC FEET
Single Pedestal Credenza with 36" bookcase and modesty panel * 	CH CR7220MLBC *	2927	72	20	30	36	290	30
	CH CR7220MRBC							
	CH CR7224MLBC	2956	72	24	30	36	300	35
	CH CR7224MRBC							
	CH CR7820MLBC	3023	78	20	30	36	310	32
	CH CR7820MRBC							
	CH CR7824MLBC	3052	78	24	30	36	320	38
	CH CR7824MRBC							
	CH CR8420MLBC	3081	84	20	30	36	330	42
	CH CR8420MRBC							
	CH CR8424MLBC	3110	84	24	30	36	340	48
	CH CR8424MRBC							
Double Pedestal Credenza bookcase and lateral file * 	CH CR7220LBCRLT *	3720	72	20	30	--	310	32
	CH CR7220LLTRBC							
	CH CR7224LBCRLT	3772	72	24	30	--	320	38
	CH CR7224LLTRBC							
	CH CR7820LBCRLT	3816	78	20	30	--	330	35
	CH CR7820LLTRBC							
	CH CR7824LBCRLT	3867	78	24	30	--	340	41
	CH CR7824LLTRBC							

NOTE

STANDARD FINISHES

For a complete list of standard wood finishes please refer to general information

* Indicates model illustrated by line drawing

Code Description

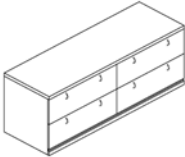
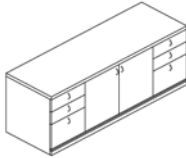
- M full modesty panel
- LT 2 lateral file drawer
- BC bookcase
- L left pedestal position
- R right pedestal position

Dimensions are in inches and are approximate.

Contact Customer Service if dimensions are critical.

COURICHE



DESCRIPTION	MODEL	STANDARD VENEER	WIDTH	DEPTH	HEIGHT	WEIGHT	CUBIC FEET
Double Pedestal Credenza four drawer lateral file 	CH CR7220LTLT	4791	72	20	30	310	32
	CH CR7224LTLT	4853	72	24	30	320	38
	CH CR7820LTLT	4887	78	20	30	330	35
	CH CR7824LTLT	4949	78	24	30	340	41
Closed Storage Credenza 	CH CR7220BBCB	4544	72	20	30	310	32
	CH CR7224BBCB	4618	72	24	30	320	38
	CH CR7820BBCB	4640	78	20	30	330	35
	CH CR7824BBCB	4714	78	24	30	340	41
	CH CR8420BBCB	4789	84	20	30	350	47
	CH CR8424BBCB	4864	84	24	30	260	52

NOTE

STANDARD FINISHES

For a complete list of standard wood finishes please refer to general information

Code Description

B box / box / file pedestal
LT 2 lateral file drawer
BC bookcase

Dimensions are in inches and are approximate.

Contact Customer Service if dimensions are critical.

* Indicates model illustrated by line drawing